

**KWAME NKRUMAH UNIVERSITY OF SCIENCE AND TECHNOLOGY**

**COLLEGE OF HEALTH SCIENCES**

**SCHOOL OF PUBLIC HEALTH**

**DEPARTMENT OF HEALTH PROMOTION AND EDUCATION**



**ADDRESSING DOMESTIC VIOLENCE AGAINST WOMEN: A CASE STUDY OF  
NAVIO TRADITIONAL COUNCIL IN KASENA-NANKAN WEST DISTRICT OF THE  
UPPER EAST REGION, GHANA.**

**BY**

**AMIBASE THOMAS (PG 5135118)**

**A thesis submitted to the School of Public Health, Kwame Nkrumah University of Science  
and Technology in partial fulfillment of the requirements for**

**The degree of  
MPH HEALTH EDUCATION AND PROMOTION**

**NOVEMBER, 2019**

## DECLARATION

I hereby declare that the submission of this compilation is the true findings of my own researched work presented towards the award of a second degree in MPH Health Education and Promotion and that, to the best of my knowledge; it contains no material previously published by another person nor submitted to any other University or institution for the award of degree except where due acknowledgement has been made in the text. However, references from the work of others have been clearly stated.

AMIBASE THOMAS(PG5135118) .....

Student Name & ID

Signature

Date

Certified by:

DR. EMMANUEL NAKUA .....

Supervisor's Name

Signature

Date

Certified by: Prof. Anthony K. Adusei

.....

Head of Department Signature Date

## DEDICATION

I dedicate this work to my lovely wife, Genevieve Awedaga and children Ursula Amibase,

Noreen Amibase and Helga Amibase

# KNUST



## ACKNOWLEDGEMENT

My thanks go to the Almighty God for the guidance and protection throughout this most trying academic pursuit. I wish to register my heartfelt gratitude to all those who have contributed in diverse ways in my education especially my parents and brothers. Also, I appreciate the encouragement, guidance and invaluable contributions offered by my Supervisor, DR. EMMANUEL NAKUA. Special thanks to Prof. Ellis Owusu-Dabofor taking the pain to impact in me and colleagues the knowledge we possess today.

Finally, I wish to express my heart fill appreciation to the following institutions/persons:

1. Kassen-Nankana West District Assemble for granting me the permission to carry out this research.
2. The Director and staff of Kassena-Nankana West District Health Directorate for their guidance in the field work.
3. Navrongo Health Research Center for assisting me with the Sampling Frame.
4. The chief and people of Navio community for the maximum cooperation they gave me and my team before and during data collection to make this research successful.



## ABSTRACT

**Background:** Domestic violence against women has been recognized both globally and locally (Ghana) as a major violation of a woman's human rights. Despite the enactment of Domestic Violence Act (Act 732) and establishment of Domestic Violence and Victims Support Unit (DOVVSU), the problem still lingers. To adequately address the problem, calls are made to consider other alternative systems of disputes resolution such as the traditional authorities. The study assesses the effectiveness of traditional authorities' intervention in addressing domestic violence against women in the Navio traditional area.

**Methods:** A cross sectional research design was adopted for the study. Simple random sampling technique was used for the selection of the study sample. The study participants were interviewed using a pre-tested structured close and open-ended questionnaire. The data was then analyzed using descriptive statistics such as percentages, frequency, mean, standard deviation and presented on tables and graphs.

**Results:** The study reveals that domestic violence occasionally occurs in the community (74.7%) and remains largely unreported (60.9%). The study further found that respondents preferred the traditional authorities in resolving domestic violence cases to the police and victims felt safe under the interventions put in place by the traditional head.

**Conclusion:** The study concludes that victims of domestic violence are aware of interventions put in place and prefer the traditional leaders over the police in dealing with reported cases.

## TABLE OF CONTENT

## Contents

<b>DECLARATION .....</b>	<b>ii</b>
<b>DEDICATION .....</b>	<b>iii</b>
<b>ACKNOWLEDGEMENT .....</b>	<b>iv</b>
<b>ABSTRACT .....</b>	<b>v</b>
<b>LIST OF TABLES .....</b>	<b>x</b>
<b>LIST OF FIGURES .....</b>	<b>xii</b>
<b>LIST OF ABBREVIATIONS AND ACRONYMS .....</b>	<b>xii</b>
<b>CHAPTER ONE .....</b>	<b>1</b>
<b>INTRODUCTION .....</b>	<b>1</b>
1.1 Background of the Study .....	1
1.2 Problem Statement.....	2
1.2 Rationale of the Study .....	4
1.3 General Objective .....	6
1.4 Specific Objectives .....	6
1.5 Research Questions.....	6
1.6 Conceptual Framework.....	7
<b>CHAPTER TWO .....</b>	<b>8</b>
<b>LITERATURE REVIEW .....</b>	<b>8</b>
2.0 Introduction.....	8
2.1 Prevalence of Domestic Violence.....	8

2.2. Types of Domestic Violence .....	12
2.3. Attitude of people towards domestic violence interventions and their consequences in married relationships.....	15
<b>CHAPTER THREE.....</b>	<b>19</b>
<b>RESEARCH METHODOLOGY .....</b>	<b>19</b>
3.0 Introduction.....	19
3.1 Study Design.....	19
3.2 Study Population.....	19
3.3 Inclusion Criteria .....	20
3.4 Exclusion Criteria .....	20
3.5 Study Variables.....	20
3.6 Sampling Technique and Sample Size .....	20
3.7 Data Collection Tools .....	21
3.8 Pre-Testing.....	21
3.9 Data Handling and Storage.....	21
3.10 Ethical Consideration.....	22
3.11 Study Limitations .....	22
3.12 Assumptions .....	23
3.13 Data Analysis Plan.....	24
3.14 Plans for Utilization of Results.....	24
3.15 Organization of Report .....	24
<b>CHAPTER FOUR .....</b>	<b>25</b>

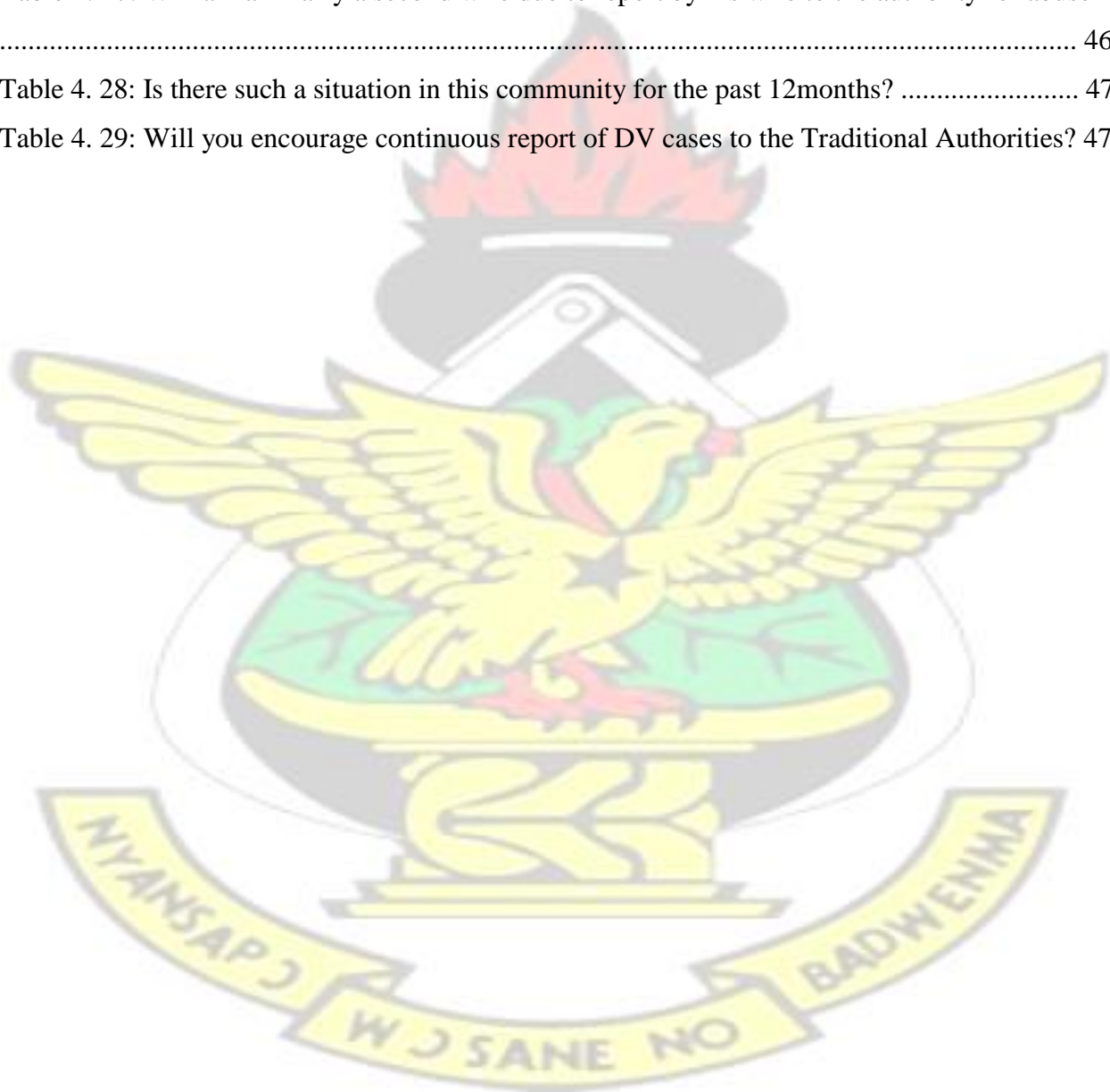
<b>DATA PRESENTATION AND ANALYSIS.....</b>	<b>25</b>
4.0 Introduction.....	25
4.1 BACKGROUND CHARACTERISTICS OF RESPONDENTS .....	25
4.1.1 Religion of Respondents .....	25
4.1.2 Educational Level of Respondents .....	26
4.1.3 Occupation of Respondents.....	27
4.1.4 Age of Respondents.....	27
4.1.5 Number of Children of Respondents.....	27
4.2 PREVALENCE OF DOMESTIC VIOLENCE.....	28
4.2.1 Knowledge of Domestic Violence Cases in the community for the past 12months .....	28
4.2.2 How often does domestic violence Occur in the community? .....	29
4.2.3 Knowledge of DV cases pending in the neighborhood.....	29
4.2.4 Perpetrators of Domestic Violence.....	29
4.2.5 Are the Domestic Violence Cases Reported to the Traditional Authorities? .....	30
4.2.6 Fines on perpetrators of domestic violence .....	31
4.2.7 Do the traditional authorities impose fix fines on perpetrators? .....	31
4.3 TYPES OF DOMESTICE VIOLENCE .....	32
4.3.1 Experienced any form of misunderstanding with partner in the past 12 months .....	32
4.3.2 The Forms of Domestic Violence Experienced in the past 12months .....	32
4.3.3 Do men have the right to commit any of the violence mentioned?.....	33
4.4 ATTITUDE TOWARDS THE INVOLVEMENT OF TRADITIONAL AUTHORITIES IN RESOLVING DOMESTIC VIOLENCE .....	35
4.4.1 Awareness that Abuse can be reported to Traditional Authorities for Reprimand .....	35
4.4.2 How long has this Intervention being in place? .....	36
4.4.3 Describe the Intervention of the Traditional Leadership to Prevent Abuse .....	36



4.4.4 Has the Intervention make you feel safe against abuse from your partner?.....	38
4.4.5 Is the Intervention likely to Destroy Marriages?.....	38
4.4.6 Should the enforcement of the Intervention continue? .....	39
4.4.7 Domestic Violence cases beyond the Navio Traditional Authorities.....	39
4.4.8 Reporting cases that the Navio traditional authorities are not able to handle .....	40
4.4.9 Are you aware of such cases in the community for the past 12 months?.....	41
4.4.10:Did the Traditional Authorities play a role?.....	42
4.4.11:Preference of where to Report Domestic Violence cases: Police or the Traditional Authorities.....	42
4.4.12 Family Experience of Domestic Violence in the Past 12 months .....	42
4.4.13 Report of Domestic Violence in the family to the traditional authorities .....	43
4.4.14 Relationship with spouse after report of Domestic Violence Case .....	43
4.4.15 Describe the general married relationship after violence cases are reported to Traditional Authorities .....	44
4.4.16 Divorce or Separation after a partner report DV to Traditional Authorities in the Past 12 months .....	45
4.4.17 Will a man marry a second wife because his partner reported him to authorities for abusing her? .....	46
4.4.18 Has such a situation happen in this community for the past 12 months?.....	46
4.4.19 Will you encourage people to continue to report Domestic Violence cases to the Traditional Authorities? .....	47
<b>CHAPTER FIVE</b> .....	48
<b>DISCUSSION</b> .....	48
5.0 Introduction.....	48
5.1 Prevalence of Domestic Violence.....	48
5.2 Types of Domestic Violence .....	49
5.3 Attitude towards the Involvement of Traditional Authorities in Resolving Domestic.....	50

<b>CHAPTER SIX</b> .....	52
<b>CONCLUSION AND RECOMMENDATIONS</b> .....	52
6.1 Conclusions .....	52
6.2 Recommendations.....	54
<b>REFERENCES</b> .....	56
<b>APPENDICES</b> .....	61
 <b>LIST OF TABLES</b>	
Table 4. 1: Religion of Respondents .....	27
Table 4. 2: Occupation of Respondent .....	28
Table 4. 3: Descriptive Statistics of Age and Number of Children of Respondents .....	29
Table 4. 4: Knowledge of DV case(s) in the community for the past12 months .....	29
Table 4. 5: How often does DV occur in the Community .....	30
Table 4. 6: Awareness of pending DV cases in the neighborhood .....	30
Table 4. 7: Perpetrators of Domestic Violence .....	31
Table 4. 8: Are the Perpetrators fined? .....	32
Table 4. 9: Do the traditional authorities impose fix fines on perpetrators .....	32
Table 4. 10: Have you experienced any form of misunderstanding with your partner in the past 12months .....	33
Table 4. 11: Forms of DV experienced with 12 months .....	34
Table 4. 12: Forms of DV mentioned that are justifiable .....	36
Table 4. 13: Awareness of report of abuse to traditional authorities in the community for reprimand .....	37
Table 4. 14: How long is this intervention in place? .....	37
Table 4. 15: How do you describe the intervention of traditional leadership to prevent abuse? ..	38
Table 4. 16: Has the intervention make you feel safe against abuse from your partner? .....	38
Table 4. 17: Do you think this intervention is likely to destroy marriages? .....	39
Table 4. 18: Should such an involvement be continued to be enforced? .....	39
Table 4. 19: Are DV cases beyond the Navio traditional authorities to handle? .....	40
Table 4. 20: Have you heard such cases in this community for the past 12months?.....	41

Table 4. 21: Did traditional authorities play a role? .....	42
Table 4. 22: Do you generally prefer to report DV cases to police or the traditional authorities? .....	42
Table 4. 23: Has your family experience any DV in the past 12months? .....	43
Table 4. 24: Did you report the case to the traditional authorities? .....	43
Table 4. 25: Marriage Relationship after Domestic Violence case has been reported .....	44
Table 4. 26: Situation of divorce or separation after a report of a partner to traditional authorities in the past 12months .....	46
Table 4. 27: Will a man marry a second wife due to report by his wife to the authority for abuse .....	46
Table 4. 28: Is there such a situation in this community for the past 12months? .....	47
Table 4. 29: Will you encourage continuous report of DV cases to the Traditional Authorities? .....	47



## LIST OF FIGURES

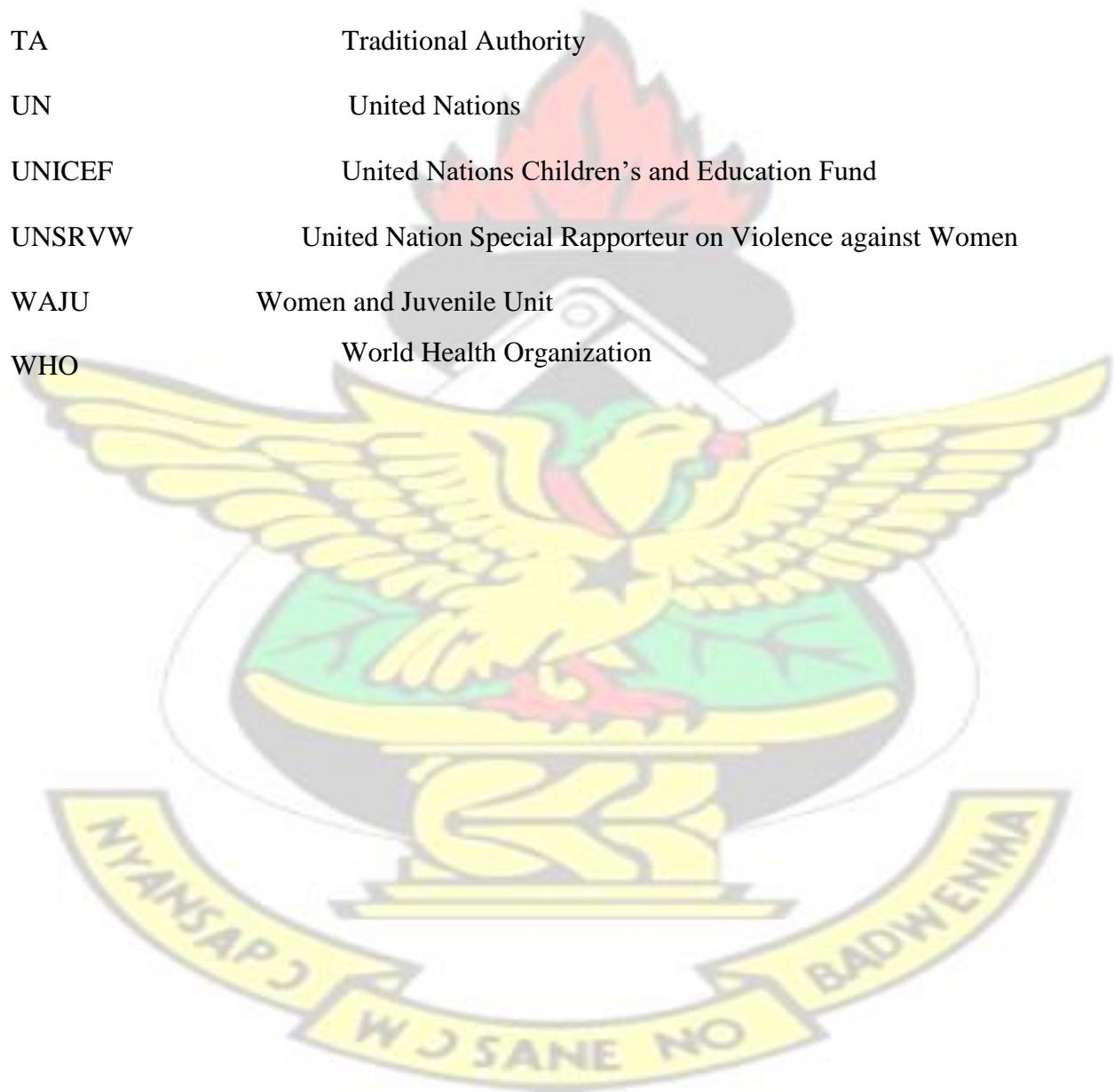
Figure 1.1: Conceptual Framework .....	7
Figure 4.1: Educational Level of Respondents .....	27
Figure 4.2: Are the cases reported to the Traditional Authorities? .....	31
Figure 4.3: Do men have the right to commit any of the violence mentioned? .....	35
Figure 4.4: Cases that traditional authority cannot handle where to report .....	41
Figure 4.5: Nature of Marriage relationship after DV is report to Traditional Authorities .....	45

## LIST OF ABBREVIATIONS AND ACRONYMS

CDCP	Center of Disease control and Prevention
CHRI	Commonwealth Human Rights Initiative
DEVAW	Declaration on the Elimination of Violence against Women
DHS	Demographic and Health Survey
DOVVSU	Domestic Violence and Victim Support Unit
DV	Domestic Violence
EAFF	Ecuador Household Asset Survey
FIDA	International Federation of Women Lawyers
GDHS	Ghana Demographic and Health Survey
GHAS	Ghana Household Asset Survey
GSHRDC	Gender Studies and Human Rights Documentation Center
GSS	Ghana Statistical Service
IDS	Institute for Development Studies
IPV	Intimate Partner Violence
IRBC	Immigration and Refugee Board of Canada
KNUST	Kwame Nkrumah University of Science and Technology
KNWD	Kassena-Nankana West District



MGCSF	Ministry of Gender Children and Social Protection
NGOs	Non-Governmental Organisations
NPPOA	National Policy and Plan of Action
PIPV	Physical Intimate Partner Violence
PV	Physical Violence
PVAW	Victim-Blaming Attitude against Women
TA	Traditional Authority
UN	United Nations
UNICEF	United Nations Children’s and Education Fund
UNSRVW	United Nation Special Rapporteur on Violence against Women
WAJU	Women and Juvenile Unit
WHO	World Health Organization



# KNUST



## **CHAPTER ONE**

### **INTRODUCTION**

#### **1.1Background of the Study**

It is common to find spouses having one form of disagreement or the other leading to domestic violence. People who suffer domestic violence could be men or women. However, women are weaker and tend to suffer more violence at home. García-Moreno et al(2013) indicated that at the global level, the victims of domestic violence are largely women. Domestic violence is a worldwide problem and the international community is drawn into the picture.

There exist different forms of domestic abuse. These include physical, emotional and sexual abuse. According to U.S Department of Justice (2007), physical abuse has to do with attacks on the individual body which may result in pain, injury or bodily harm. The Institute of Development Studies et al, (2016) in a study identified physical violence as attacks which include slapping, hitting and kicking..

These brutalities against women often executed by men in an intimate partner relationship do not only affect only the victims but their children as well leading to serious short- and long-term health problems with social and economic costs for women, their families and societies. The Centers for Disease Control and Prevention (2017) revealed that domestic violence on women can:

1. Result in fatal outcomes such as homicide or suicide.
2. Cause injuries to victims.
3. Give rise to possible pregnancy related problems such as miscarriage, stillbirth, preterm delivery and low birth weight babies.

4. Produce depression, post-traumatic stress and other anxiety disorders, sleep difficulties, eating disorders, and suicide attempts.

The basic issue is the violation of human rights of victims and has the potential of lives destructions, tearing communities apart and slowing down development leading to overwhelming health problems and social consequences as recognized by the United Nations Development Fund for Women (UNIFEM).

Domestic violence is under-reported worldwide and it is not recognize as a serious crimes worldwide for both men and women. Its awareness, perception, definition and documentation differ widely from country to country (Halket et al, 2013). This is even worse when it comes to the rural areas where victims mostly women tend to suffer in silence.

## **1.2 Problem Statement**

Until recently, violence against women was not considered a public health concern and victims of domestic violence suffered in silence (Ellsberg M, and Heise L, 2005). According to WHO survey report, (2017), almost one third (30%) of women who have been in a relationship have suffered one form of violence or the other including physical and/or sexual violence by their intimate partners. The study also pointed out that, globally; intimate partner violence statistics varies in WHO demarcated regions. Women tend to suffer this sort of violence mostly in the hands of men.

Ahmadi(2016) found out that domestic violence within the West Africa Sub-Region is widespread and in some traditions it is often legally allowed. The study further indicated that section 55(1)(d)



of Nigeria's Penal Code do not see a husband assaulting his wife as a crime after all it is done purposely to correct her. According to the Bureau of Democracy, Human Rights and Labour Country Reports on Human Rights Practice, (2014), rape in a marriage is not a crime in Togo. A study by the Ministry of the Family and National Solidarity on Violence against Women in Benin (2015), indicates that 68.6% of women suffer violence at the hands of men and perpetrators are mostly intimate partners. In Senegal 38.9% of Women belief a husband is justified in beating his wife when she argues with him (UNICEF, 2015). Ahmadi(2016) concluded that these high statistics are due to gender culture which favours men at the expends of women human rights.

In Ghana domestic Violence is also widespread. According to Gender Studies and Human Rights Documentation Centre (2011) Ghanaian women do not only suffer physical abuse (one in three women) but also, force sex which is about three in ten women and psychological abuse (twentyseven percent) all in the hands of their intimate partners. The Ghana Statistical Service (2019) stated that in the last 12 months, ever-married women aged 15-49 years who experienced intimate partner physical and/or sexual violence is 19%.

Efforts to reduce the incidence of domestic violence in Ghana are over three decades. In the 1990s, Hodgson (2002) conducted the first studies on domestic violence in Ghana. According to the Institute of Development Studies (2016), Domestic Violence Act (Act 732) was passed in 2007 by the Ghanaian government. A National Policy and Plan of Action (NPPOA) was also formed in 2008 which mapped out a strategy for the implementation of the Domestic Violence Act, under the direction of the Domestic Violence Secretariat. The study further pointed out that in 2014 the Ghanaian government again set up a domestic violence board to combat the issue in an attempt to

reduce violence against women. After the creation of this act, the Women and Juvenile Unit (WAJU) of the Ghana police service was transform to Domestic Violence and Victim Support Unit (DOVVSU). Women that legally report their instances of abuse are supposed to be supported by DOVVSU.

In most Ghanaian societies, domestic violence is widely accepted due to male gender dominance culture. Ahmadi (2016) in a study of domestic violence in Ghana pointed out that there are still difficulties with Ghanaian women to seek redress when their partners commit violence against them. The study further indicated that most Ghanaians locally belief that domestic issues should be address at home rather than seeking justice externally through the justice system and this mindset does not motivate judges to take domestic violence cases as serious crimes and often pressure women to drop their claims.

Despite these obstacles, the Navio traditional council of the Kasena-Nankana West District (KNWT) has put in place a good system to deal with violence against women in their catchment area. In this traditional area men are reprimanded and fined when they abuse their spouses. Very few researches if any at all have highlighted these types of efforts by traditional councils in resolving domestic violence. This study therefore seeks to examine the role of traditional authorities in addressing domestic violence.

## **1.2 Rationale of the Study**

At the global level, measures have been taken to address violence against women. These include the United Nation (UN) Declaration on the Elimination of Violence against Women (DEVAW) and

the creation of a U.N. Special Rapporteur on Violence against Women (UNSRVW) in 1993. In Ghana, Domestic Violence and Victim Support Unit of the Ghanaian police force are set up to deal with domestic violence. Notwithstanding these measures, many Ghanaians continue to believe that cases of domestic violence must be resolved within the family, and Ghana's criminal justice system continues to treat crimes of domestic abuse less seriously than other violent crimes. The Navio community is no exception and has been observed to be making efforts to reduce cases of domestic violence within its catchment area. The traditional council of Navio has taken upon itself to reprimand and fine any man who physically abuses his spouse. To the extent that those involving injuries, the chief and elders lead the women to report cases at DOVVSU and even stand as witness in law court where necessary. This is not observed by other traditional areas in the district. The research then seeks to find out whether these efforts have any effects in reducing physical violence and abuses against women.

This study will unearth scientific evidence, the powers of traditional authorities in curbing this menace. The case of Navio traditional council is unique with respect to domestic violence resolution especially in the Kasena-Nankana West District. Owing to this study, it is expected that other traditional leaders can emulate the Navio traditional leadership. Consequently, policy and law makers can decide to incorporate traditional leadership in the fight against violent against women. Many literatures have shown that non-governmental organizations (NGOs) such as United Nations Children Fund (UNICEF), International Federation of Women Lawyers in Ghana (FIDA, Ghana) and commonwealth Human Rights Initiative (CHRI) including other organized bodies have various forms of interest when it comes to domestic violence especially those against women and children. This study can serve as a form of education to such NGOs, international

organizational and well-meaning organized bodies to work closely with traditional leaders to reduce violence against women and children.

# KNUST

## **1.3 General Objective**

To assess the effectiveness of traditional authorities intervention in addressing domestic violence against women in the Navio traditional area.

## **1.4 Specific Objectives**

1. To estimate the prevalence of domestic violence against women in the Navio community.
2. To identify the different type of domestic violence against women that occurs in Navio.
3. To assess the attitude and consequences of a third party intervention against domestic violence.

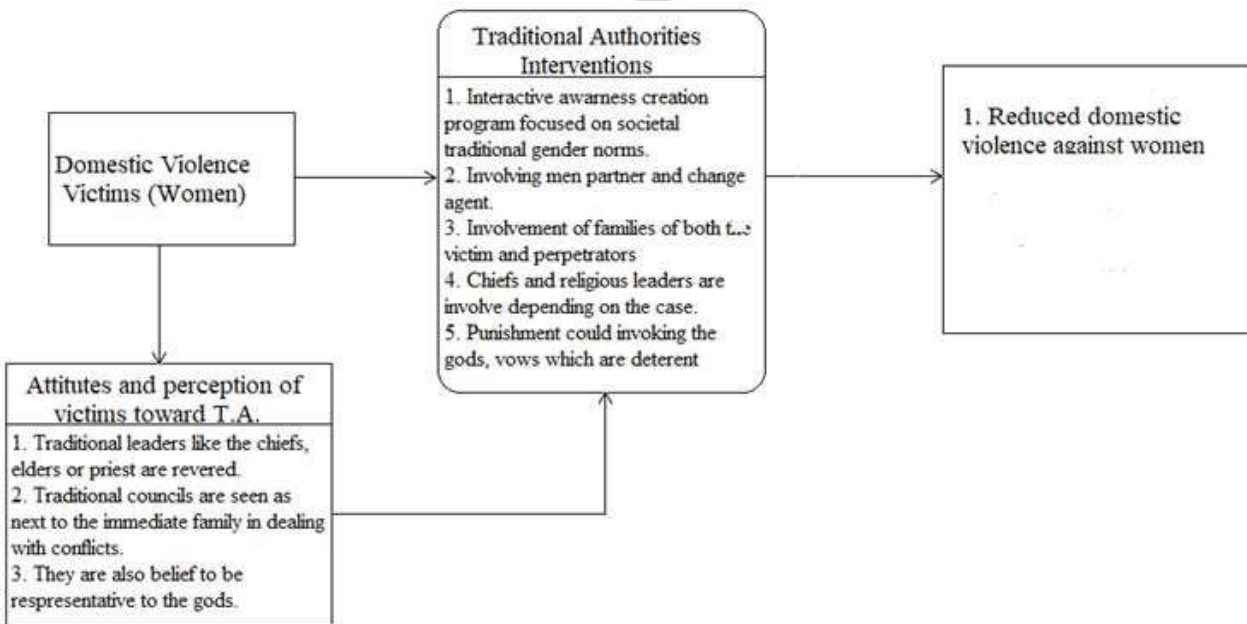
## **1.5 Research Questions**

1. What is the frequency of occurrence of domestic violence in the Navio traditional area?
2. What are the different types of domestic violence that are suffered by women with intimate partners in the Navio traditional area?
3. What is the attitude of married women towards the involvement of traditional authorities in preventing domestic violence?



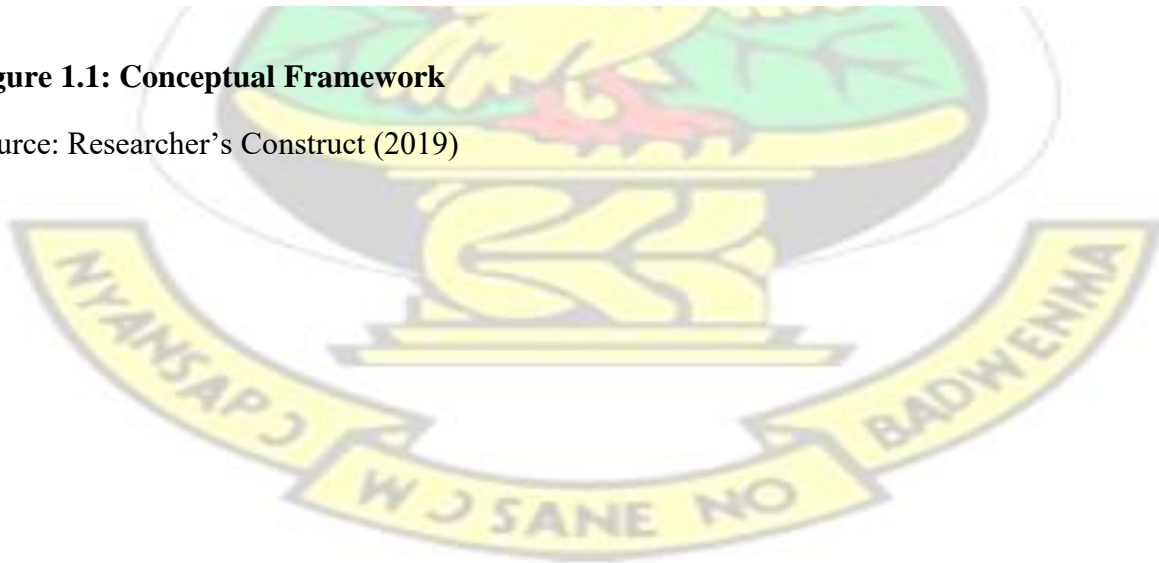
## 1.6 Conceptual Framework

The conceptual framework underpinning this dissertation illustrates the intervention on domestic violence by traditional authorities and the attitude of married women towards this intervention that may have effects or influence on the prevalence of domestic violence cases in the Navio traditional area. The figure below shows the conceptual framework of the stud



**Figure 1.1: Conceptual Framework**

Source: Researcher's Construct (2019)



## **CHAPTER TWO**

### **LITERATURE REVIEW**

#### **2.0 Introduction**

In this chapter attempts are made to review related literature with regards to the specific objectives of the study. Literature reviewed covered the situation of prevalence of domestic violence, types of domestic violence and attitude of women towards interventions put in place to prevent domestic violence.

#### **2.1 Prevalence of Domestic Violence**

Violence against women is a problem that exists in all countries and the international community has recognized it to be a serious public health, social policy, and human rights concern (WHO, 2013). Risk factors as reported by Taillieu and Brown-ridge (2010) include young or adolescent, single marriage status, separation or divorce during pregnancy, ethnic minority membership and low academic status. For example, lower educational background can translate into restricted possibilities and makes women financially vulnerability leading to abuse by some men who may be economically stronger than them. Additionally, adolescents who are generally less experienced when it come to relationships or marriages may also be economically susceptible and at danger of masculine violence and authority. Other recognized risk factors include enhanced substance use and drug use as intoxication may result in irresponsible behaviors such as violence. The research further pointed out that perpetrator features connected with IPV during pregnancy include masculine conduct, control and financial authority, and in Africa, impoverishing women implies that many poor females often depend on their partners for family upkeep and pregnancy care to allow men often take advantage of this financial vulnerability through abuse of their partners.

Walby and Towers (2017) acknowledged that the most prevalent type of violence against women is domestic violence. It is a breach of human rights and has been acknowledged as an epidemic public health issue with adverse short- and long-term effects on the physical and psychological health and well-being of women and children. It has socio-economic implications for households and has a broader impact on countries' social and financial growth.

In masculine dominant culture, women are really struggling. Pakistan is such a typical example where women are not taking breathe in strict family, religious, and tribal customs. A research by Naheed (2015) revealed the horrific truth of the persistence of abuse against women in Pakistan. The study results indicated that, women are sexually exploited, battered for dowry and treated shoddily by other family members, they are subjected to discrimination and violently abuse on daily basis especially in rural areas.

In a research on domestic violence in Kolkata, a rural community in India, Abhik et al (2012) found that the incidence of domestic violence against women is 54%, of which 41.9% suffered from both present and life-long physical and psychological violence, and variables such as alcohol addiction and numerous sex partners were the major contributing factors. A related research undertaken by Ellsberg et al (2011) in Nicaragua stated that spousal violence was substantially correlated with poverty, parity, urban residence, and the history of violence in the husband's family, and that the lifetime incidence of spousal violence in Nicaragua was 52%.

In Switzerland, a survey was conducted on violence and it was reveal that approximately most women have ever suffered psychological or physical violence in their lifetime in silence due to personal and cultural reasons. Thus, most domestic violence cases were not reported to the police (Marianne, et al, 2010).

Domestic violence in Africa countries is a big problem. Rampant abuse of women is a phenomenon in Africa as revealed by a Systematic Review of African Studies on Intimate Partner Violence (IPV) against pregnant women. Five studies demonstrated strong evidence that a history of violence in a family is significantly associated with IPV in pregnancy and alcohol abuse by a partner also increases a woman's chances of being abused during pregnancy (Simukai et al, 2011). A sample study by Laisser et al (2011) in Tanzania showed that intimate partner violence against women is a prevailing public health issue, whereby four out of ten females have their male partners ' lifetime exposure to physical or sexual violence owing to prevalent gender norms in Tanzania that recognize female subordination.

Another study in Nigeria by Linos et al (2013) revealed that, of the 18 798 ever-married Nigerian women in the study, 18.7% indicated exposure to partner sexual or physical abuse.

In Ghana, Owusu and Agbemafle (2016) stated that 33.6% of the 1524 women ever married in their research had ever encountered domestic violence. However, the risk varies, for instance female whose husbands have ever witnessed their fathers beating their mothers, the risk of domestic violence was 41% greater. The risk of ever experiencing domestic violence was high among women whose husbands had lower educational background and women whose husbands drink alcohol.

In another qualitative research on domestic violence undertaken by Dery and Diedong (2014) in Ghana's Upper West Region, it was noted that Participants reported that domestic violence is a severe problem and 60% of respondents indicated it not to be justifiable with eighteen respondents identifying husbands as the primary perpetrators of domestic violence.

Other studies comparing rural and urban violence where women in small rural and isolated areas suffer the most prevalence of IPV (22.5% and 17.9%, respectively) as against 15.5% for urban



women and in terms of severity, rural women suffer more severe form of physical abuse than their urban counterparts (Corinne et al, 2011).

Studies to assessed effective intervention programmes in reducing domestic violence revealed that, in low-income and middle-income countries, when men and women are put into groups and trained gives positive result. Evidence from these studies in high-income countries shows that women-centered advocacy, and home-visitation programmes reduce a woman's risk of further victimization (Diana et al, 2015).

A research by Medie (2013) in Liberia examined the capacity of women's movements to impact the application of rape legislation by the state, recorded a variety of methods taken by the Liberian women's movement, and argued that these actions has the potential to enhance reference of rape instances to the tribunal. This implies that civil society organizations in Africa can influence policy implementation even in particularly challenging areas such as women's rights.

A research by Dugan et al (2003) on the effects of domestic violence on intimate partner murder in the United States stated that several kinds of prevention resources are related to reduced concentrations of intimate partner murder, interpreted as being able to efficiently decrease the exposure of victims to abusive or violent partners. Other resources however are associated with greater homicide rates, indicating a retaliatory impact when interventions stimulate enhanced aggression without adequate exposure reduction.

## 2.2. Types of Domestic Violence

Surveys have identified a number of different types of violence against women. WHO (2012) confirmed that IPV is widespread in all countries. The research revealed that, most women who had ever enter into intimate partner relation, have suffered the following types of abuse; physical violence, severe physical violence, sexual violence and emotional violence act from a partner in their lifetime. The study further made, a comparative assessment of Demographic and Health Survey (DHS) information from nine nations and discovered that the proportion of females who report these violence varies from country to country, for instance in Cambodia it is 18% and 48% in Zambia for physical abuse. But physical or sexual IPV ever recorded by presently married women ranged from 17% in the Dominican Republic to 75% in Bangladesh in a 10-country assessment of DHS information.

Devries (2013) indicated that globally, in 2010, 30.0% of women aged 15 and above have ever suffered physical and/or sexual intimate partner violence and that these violence vary considerably on regional bases.

A Cross-sectional Survey on types of domestic violence in Gwalior City, India and risk and protective factors for domestic violence revealed a number of participants reported different forms of domestic violence, which included physical, sexual or emotional violence. Physical violence was the most prevalent form of violence reported and most of the abused females were dependent for cash, material resources, and expenditure on their husbands (Ashok, 2014).

Collins (2015) in a study proofed that in Nigeria, between half and two-thirds of Nigerian women have suffered domestic abuse and that in some tribes this is greater than others. The study results showed important racial distinctions with Igbo females who are more probable than Yoruba females to have suffered sexual and emotional violence. However, Hausa females were much less

probable to experience physical and sexual violence than Yoruba females, but not emotional violence. Women with domineering husbands suffer these violence more considerably. Also, those who believed wife-beating was justified experienced all three kinds of violence. Another research by Balogun (2012) in Nigeria, evaluated the incidence of distinct kinds and experiences of intimate partner violence among 600 females between the ages of 15 and 49 in chosen rural and urban communities in southern Nigeria between October and December 2007 indicated that, whilst urban women suffer more controlling behaviors, rural women experienced more physical violence.

The prevalence of IPV and abuse in Tanzania varied with socio-demographic features, indicating much greater prevalence rates among younger females, females with young partners, and females with less skill training (Kapiga, 2017). Overall, about 61% of females reported experiencing physical and/or sexual IPV over the previous 12 months. Partner behavior control was the most common form of abuse with 82% experiencing it in their lifetime and 63% in the previous 12 months. Other kinds of abuse were also prevalent, with 34% of females reporting financial abuse over the previous 12 months and 39% reporting mental abuse.

A focus group study undertaken with females in the Tigray region of Ethiopia, the respondents stated many distinct kinds of violence when questioned about the forms of violence encountered by females in both urban and rural environments. Their reports proposed that physical violence, sexual violence, mental abuse and coercive control were frequently encountered by them or other community members. In fact, the respondents were unanimous in the focus groups in the rural region of the belief that almost all women in the area experience violence (Allen, 2013).

Men perpetration of IPV remains a significant public health issue in Ghana. A population-based study of 2,000 randomly chosen females between the ages of 18 and 49 residing in 40 localities



across four communities in the Central Region of Ghana stated that approximately 34% of participants had encountered IPV in the previous year, with 21.4% reporting sexual and/or physical types. Emotional and financial IPV experienced by them in the past year was 24.6% and 7.4% respectively. Higher schooling or greater education was IPV protective (Alangea, 2018). Oduro et al (2015) in a study concluded that women's share of couple wealth is significantly associated with lower odds of physical violence in Ecuador and emotional violence in Ghana. In a related qualitative study by Sedziafa et al (2017) to describe the experiences of economic abuse among women in the Eastern Region of Ghana, revealed that both high- and low-income women suffer emotional abuse. While sexual violence was linked with financial dependence among nonworking females, women who work and are independent economically encountered physical and emotional violence.

A qualitative study by Alhasan (2015) in Ghana revealed that 7 out of 10 women have suffered intimate partner violence (IPV) within the past one year, with 62% had experienced psychological violence, 29% experiencing physical violence, and 34% had also suffered sexual violence.

Cools and Kotsadam (2017) in a study in sub-Saharan Africa found no evidence that resources protect against abuse at the individual level, although resources are associated with lower acceptance, but rather resources and inequality are associated with more abuse and that employed women face greater risk of abuse in communities with relatively higher acceptance of wife-beating. With many positive mind set to increased female participation in the labour force, working may increase a woman's risk of domestic violence. Heath (2014), in a study in Bangladesh, revealed that women with low bargaining power will experience increased risk of domestic abuse upon entering the labor force as their partners seek to counteract their increased bargaining power. Mbona et al



(2012), indicated that in Uganda, the prevalence of both Physical intimate partner violence (PIPV) and problem drinking significantly varies and that women whose partners were often drunk were six times more probable than those whose partners never drank alcohol to report PIPV. The greater the woman's educational level, the less likely it will be to experience PIPV.

A study by Tekarang et al (2013) in Ghana showed that wealth and employment status capturing feminist explanations of domestic abuse were not substantially linked to physical as well as sexual violence. However, education was linked to Ghanaian women's physical violence. Women who believed wife beating was justified and those who reported greater rates of husband control were more likely to suffer both physical and sexual violence. If a woman witnessed family violence in her life she was also much more probable to have experienced physical and sexual violence compared to one who had not.

Tenkorang (2019) also showed important interactions between child marriage and intimate partner violence in Ghana and three dimensions of IPV, physical, sexual and mental were revealed. For physical and sexual violence, this connection was fully mediated by variations in women's socio-economic features, their attitude towards gender norms, and their family autonomy.

### **2.3. Attitude of people towards domestic violence interventions and their consequences in married relationships**

Attitudes towards men's violence against women from both the victim and others around her may determine perpetration and response to violence against women. That is why attitudes should be the primary target of any violence-prevention campaign. Victim-blaming attitudes can make offenders feel publicly justified in acting violently and strengthen their behavior by making them less afraid of their actions.

This social climate of domestic violence tolerance affects the reaction of women to their victimization by dissuading them from seeking assistance or disclosing or reporting violence and

this is a type of second victimization that can undermine their mental health and impede their recovery and psychosocial adjustment (WHO, 2012).

Flood (2009), indicated that, the attitudes condoning IPV culturally is among the most significant factors associated with the likelihood of perpetration and social responses to perpetration. Waltermaurer (2012) holds the view that Violence against women by their intimate partners is a complex issue to deal with and needs to be understood within the wider social context. He indicated that public perceptions and attitudes shape the social climate in which such violence takes place and either perpetuate or deter its occurrence. Therefore, a holistic solution to violence against women is to address societal attitudes tolerating or justifying violence by intimate partners.

Lynn (2018) measured attitudes towards domestic violence and evidence from this study indicated regional variations, across nations and globally with particularly elevated levels of acceptance of domestic violence in nations affected by conflict. A related study by Heise et al,(2015) pointed out that attitudes in favour of domestic abuse and discriminatory gender norms around male authority and control count a lot to high rates of perpetration and victimization.

In Spain a study by Gracia and Tomás (2014) among the Spanish general population showed that victims tend to be blamed commonly among respondents who were older, less educated, and who placed themselves at the bottom of the social scale. Furthermore, among participants who believed PVAW was prevalent in society, regarded it more acceptable, and probably are aware of the situations in their vicinities, even justified it more explicitly.

In Nigeria, a study by Kolawole (2016) to assess the relationships between socio-cultural factors and a woman's attitude towards being beaten by her spouse, established that due to significant enlightens there is a big shift among present day women in Nigeria to either support or accept that men have the right to beat or hit their wives.

The attitude of the general public also plays a significant role on the perpetrators of intimate partner violence. A study by Doku et al (2015) on Asante women provided evidence that younger women were more likely to approve domestic physical violence against wives compared to older ones. In addition, females without schooling, primary and junior secondary education were in a greater position to accept physical domestic abuse compared to a female who had secondary or higher education. Moslems and traditionalist were more likely to approve wives ' physical internal abuse compared to females with Christian faith. Women in the richest, rich and middle wealth index categories were less likely than the poorest to approve woman's domestic physical violence.

Public attitudes that place accountability for violence on the shoulders of the perpetrators often hide a lack of empathy or insensitivity towards the victims, creating a psychological distance between the victims and their peers (Kogut, 2011). This was collaborated by Waltermaurer (2012) who stated that events are more likely to be downplayed and seen as understandable or deserved, and hence less unjust and more admissible, when the cause of abuse is ascribed to the victims and such attitudes serve to empower perpetrators of violence.

Neil (2019) indicated that given the often longstanding social relationships between people in rural areas, informal social controls can strongly influence social life. These informal controls may work to pressure battered women not to report domestic violence, since such disclosure might affect the standing of the family in the community and adversely affect business or trade. The research further expressing the casual system of cultural control in terms of closeness to extended family has shown that if it is the family of the abuser they are hostile to the battered woman's interests, but if the victim lives with or near the family in which she was born, her parents or other family members behave against her abusive partner.



A survey about law enforcement responses to partner abuse was conducted by Logan, (2015), using a “Hotline’s chat” services with 637 women who experienced partner abuse. The results were presented in two main sections, women who had not yet interacted with the police about their partner abuse experiences and women who had interacted with police about their partner abuse experiences. In both scenarios there was general reluctance to involve police in dealing with the issue of partner abuse as it stands the chance to escalate it.

The Immigration and Refugee Board of Canada (IRBC), (2000) conducted a study on domestic violence in Ghana and found out that women generally feel reluctant to report violence against them and even when they choose to talk about their experiences, they prefer to report informally to family, friends, or members of the community. For example, women who reported physical violence reported at the informal level, nine out of 10 that included family, religious officials, friends, and one out of ten reported to state organizations, such as police, and courts. Some of the factors for failure to report include shame, lack of trust in reporting organizations, economic costs, fear and cultural and social attitudes. 12% of females wounded by a masculine partner's physical attack did not seek therapy because they were embarrassed or ashamed, while 18% of females wounded in a physical attack did not seek therapy because they did not have their own cash. Nearly one in three (31%) females did not report sexual abuse out of shame and one in ten females thought that reporting would not help matters.



## **CHAPTER THREE**

### **RESEARCH METHODOLOGY**

#### **3.0 Introduction**

This section deals with the methods, procedures, techniques and approaches used to answer the questions of the study. It includes, among others, research design, instruments of information collection, variables of the research, sample size and techniques of sampling.

#### **3.1 Study Design**

Cross-sectional design was employed in this study. A cross-sectional design was used to assess characteristics of subjects of varied backgrounds or levels and measures the prevalence of events of interest at one point in time (Ary et al 2002). This method is relevant to this study considering that the incidence of domestic violence against Women is believed to be widespread in the community. The method is therefore aimed at soliciting information from a cross-section of ever married women in the Navio traditional area to gather primary quantitative data on domestic violence against women.

#### **3.2 Study Population**

The study population comprised of ever married women aged 15 – 49 years who are staying within the Navio community. Married women were chosen for this study because they are mostly the victims of domestic violence hence their contribution to this study is valuable.

### **3.3 Inclusion Criteria**

The study included ever married women aged 15 – 49 years staying in the Navio traditional area who willingly gave informed consent.

### **3.4 Exclusion Criteria**

The study excluded women who were not married and ever married who were above or below the age range of 15 – 49 as well as ever married women aged 15 – 49 years who have stayed in the Navio traditional area for less than 12 months.

### **3.5 Study Variables**

The study examine the extent to which some of the explanatory variables (independent-variables) such as: prevalence of domestic violence, types of domestic violence and attitude of ever married women towards domestic could influence the outcome variable (dependent variable), intervention on domestic violence.

### **3.6 Sampling Technique and Sample Size**

Simple random sampling was employed to choose respondents for the study. Navio is one of the sentinel sites of the Navrongo Health Research Center and the population of married women was obtained from this research center which is 842 and this figure constitutes the sampling frame of the study. The required sample size was calculated by adopting Yamani formula of proportion used to determine sample size. The formula is as indicated below.  $n = N / 1 + N(e)^2$

n = required sample size, N = target population, e = margin of error or level of precision (5%)

The sample size,  $n = 842 / (1 + 842 * (0.05)^2) = 272$

Non-response factor, 10% of 272 = 28

Therefore, the required sample size = 272 + 28  
= 300

### **3.7 Data Collection Tools**

The instrument used for data collection was a structured questionnaire. Both open and close ended questions covering all the research questions were constructed. A team of interviewers who had obtained tertiary education were recruited and trained to administer the questionnaire. They were deployed to the community to contact respondents at their homes and administer the questionnaire to them.

### **3.8 Pre-Testing**

The questionnaire was pre-tested in Kazugu community which has similar characteristics with the study community, Navio. A total of 20 married women were selected for the pre-test and the necessary corrections made on the questionnaire before the actual administration. The exercise also helps the assessment and evaluation of the capacity and competencies of research assistants in consenting and collecting data.

### **3.9 Data Handling and Storage**

The data collected were entered and double checked for completeness and accuracy on a daily basis. The questionnaires were given serial numbers from one to two hundred and seventy two for

easy identification in case of any mistakes. Only authorised persons had access to the collected data.

### **3.10 Ethical Consideration**

This proposal was presented to Kwame Nkrumah University of Science and Technology Research, Ethical and Publication Committee for consideration and approval. Prior approval by district chief executive of KNWD was sought and my supervisor written address was valuable in this direction. Appropriate community entry skills were also applied to obtain permission before embarking on the administration of the questionnaires.

Respondents' consent and permission to partake was also key. Participation was based on free will with the option to opt out of the study anytime they wish to do so or to choose not to answer particular questions they were uncomfortable with. Respondents' privacy and confidentiality was assured and protected. To ensure privacy and confidentiality, each respondent was interviewed separately at a secured place where she was confident that her privacy was assured.

### **3.11 Study Limitations**

The general purpose of every study includes the production of new knowledge, enhancing understanding of existing knowledge, and providing predictions pertaining to phenomena. The dependability of every study, therefore, depends on what counts as generalizable knowledge. Notwithstanding the purpose and qualities of the studies, certain facets of the research process places limitations on the generalizability of the results of the study. Aspects of this study that placed limitations on the generalizability of the results includes:



1. Seasonal challenges. The research was conducted in the farming season and most of the respondents were busy on their farms and there were difficulties locating them to respond to the questionnaire. Sometimes rains disrupted data collection. To reduce these effects data collectors had to spend the whole day in the field visiting and re-visiting respondents' homes.
2. The questionnaire interpretation from English to local dialect of participants might have had affected the content of the study. To reduce the effect of this limitation, the questionnaire developed in English was translated into the local dialect and back into English. This was to ensure that the final questionnaire captures all the requirements of the original questionnaire.
3. The research included only ever married aged 15 – 49 years women whose experiences might not reflect those of all women in the study community.

### **3.12 Assumptions**

It is assumed that:

- a. Respondents were honest and frank with the responses to the questionnaire.
- b. The sample size adequately represented the study population.
- c. Some participants might have declined to answer the questionnaire.

### **3.13 Data Analysis Plan**

The most appropriate standard data analysis tool was used to analyze data gathered. Hence, KNUST approved STATA instrument was used to analyze data. The results were then presented in percentages, tables and charts.

### **3.14 Plans for Utilization of Results**

Findings from the study were compiled and presented to the academic supervisor for proofreading after which copies were made available to the School of Public Health-KNUST for academic scrutiny. Thus, a copy of this study is made available to the library of School of Public Health-KNUST. To encourage policy implementation of the recommendations of this study, another copy is made available to the library of the Kassena-Nankana West District Assemblies.

### **3.15 Organization of Report**

The body of the research is divided into six (6) main chapters. The rest of these chapters outline, chapter two (2) literature reviews in which relevant literature based on specific objectives were reviewed, chapter three (3) explains the study methodology, chapter four (4) presents research findings/results, chapter five (5) provides discussions and finally chapter six (6) gives the study conclusion and recommendation.

## **CHAPTER FOUR**

### **DATA PRESENTATION AND ANALYSIS**

#### **4.0 Introduction**

The results and discussions of the study are presented in this chapter. The results are discussed in relation to the research questions that underpinned the study. The study focuses on addressing violence against women in the Navio traditional area of the Kasena-Nakana west district in the Upper East Region-Ghana.

#### **4.1 BACKGROUND CHARACTERISTICS OF RESPONDENTS**

Background information on the sample was collected to help the researcher gain more insight on the demographic characteristics of respondents. The kind of respondents and their level of homogeneity are revealed. This included their age, educational level, number of children and the religious. In examining the demographic characteristics of respondents, the study administered questionnaire to 272 women in the traditional area.

##### **4.1.1 Religion of Respondents**

The study sought to know religious affiliation of respondents. Religious beliefs have the tendency to one's perception of domestic violence. From the table 4.1, majority of the respondents comprised Christians (72%) followed by 19.4% who were Muslims while only 8.5% said they were traditionalist.

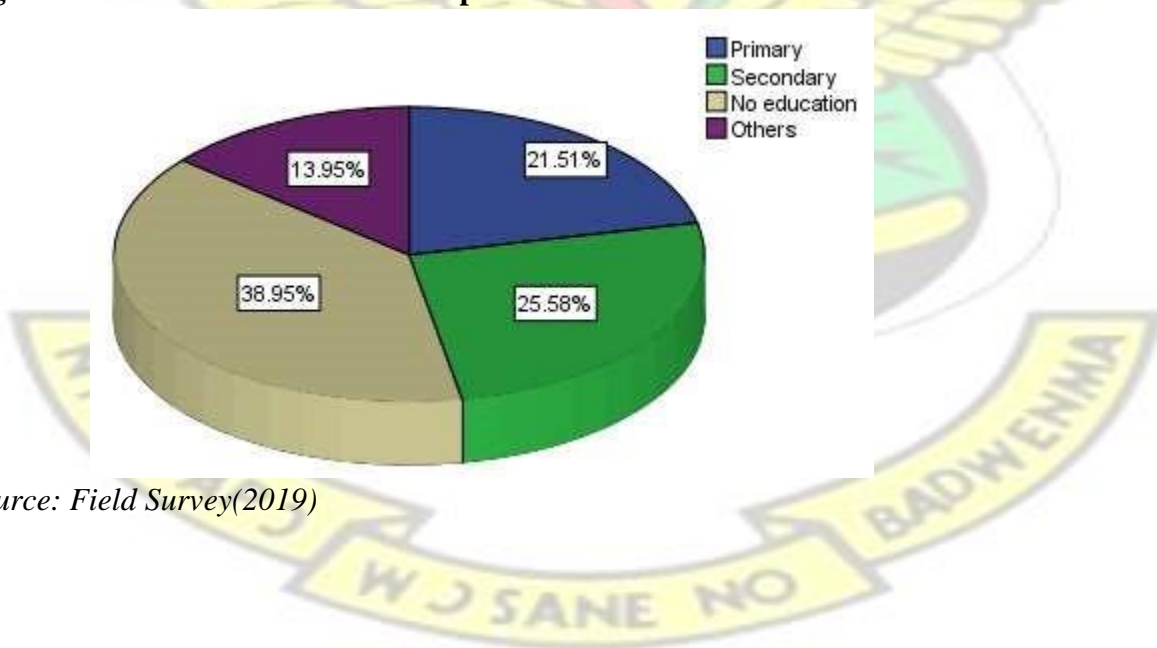
**Table 4. 1: Religion of Respondents**

Religion	Frequency	Percent
Christian	196	72.1
Muslim	53	19.4
Traditionalist	23	8.5
Total	272	100.0

*Source: Field survey(2019)*

#### 4.1.2 Educational Level of Respondents

The level of education is an important factor in determining the knowledge of respondents on domestic violence issues. Respondents were asked to indicate their current educational status. A close examination of the figure 4.1 below shows that a high level of illiteracy among the respondents (38.95%). 21.5% of the respondents only finished primary, 25.5% completed secondary school while 13.9% attained other levels

**Figure 4.1: Educational Level of Respondents**

*Source: Field Survey(2019)*



### 4.1.3 Occupation of Respondents

The study also sought to find out the occupational status of respondents. From the table 4.1 a large number of the respondents (52%) engage in farming, 35.5% are into trading and 9.3% are housewives. Only 1.2% of the respondents are engaged in formal work and 1.7% is into other occupations.

**Table 4. 2: Occupation of Respondent**

	Frequency	Percent
Formal work	3	1.2
Trading	97	35.5
Farming	142	52.3
Housewife	25	9.3
Others	5	1.7
Total	272	100.0

Source: Field Survey (2019)

### 4.1.4 Age of Respondents

Age plays a significant role in relation to women when it comes to who experiences violence the most. Most reports indicate that intimate partner violence decreases with age. Table 4.3 below shows that the minimum and maximum age of respondents is 17 and 49 respondents. The mean age is 32.84 with a standard deviation of 8.7.

### 4.1.5 Number of Children of Respondents

The number of children couples have has an influence on degree of violence in the family. The study requested respondents to indicate the number of children they have. From table 4.3 the minimum is one child while the maximum is 9. The average number of children is 3.

**Table 4. 3: Descriptive Statistics of Age and Number of Children of Respondents**

N	Minimum	Maximum	Mean	Std. Deviation
---	---------	---------	------	----------------

Age of Respondent	272	17	49	32.84	8.702
Number of children	272	1	9	3.49	1.884
Valid N (listwise)	272				

*Source: Field Survey (2019)*

## 4.2 PREVALENCE OF DOMESTIC VIOLENCE

Domestic violence is widespread globally and Ghana is not an exemption. An in-depth study on violence against women conducted by the Gender studies and Human Right Documentation Centre (2009) determined that one in three Ghanaian women suffered from physical violence at the hands of past or current partner.

### 4.2.1 Knowledge of Domestic Violence Cases in the community for the past 12 months

To establish the level of awareness of respondents of domestic violence the respondents were asked to indicate whether they know of any domestic violence case in the community for the past 12 months. More than half (55.2%) of the total respondents admitted knowledge of domestic violence cases for the past 12 months while 44.8% answer to the negative. The results are displayed on table 4.4 below.

**Table 4. 4: Knowledge of DV case(s) in the community for the past 12 months**

	Frequency	Percent
Yes	150	55.2
No	122	44.8
Total	272	100.0

*Field Survey (2019)*

#### 4.2.2 How often does domestic violence Occur in the community?

Following the awareness of DV cases in the community, the study proceeded to find out the rate of the incidence. Results from the table show that out of the 150 respondents 74.7% said that domestic violence occasionally occur in the community. 10.5% said DV rarely occurs while 14.7% indicated that the incidence is rampant. The results are presented in the table 4.5 below.

**Table 4. 5: How often does DV occur in the Community**

	Frequency	Percent
Rare	16	10.5
Rampant	22	14.7
Occasional	112	74.7
Total	150	100.0

Source: Field Survey (2019)

#### 4.2.3 Knowledge of DV cases pending in the neighborhood

The study requested respondents to indicate their knowledge of any DV case(s) pending in the immediate neighborhood. 74 respondents out of 272 representing 27.1% admitted knowledge of pending DV cases in the neighborhood.

**Table 4. 6: Awareness of pending DV cases in the neighborhood**

	Frequency	Percent
Yes	74	27.1
No	198	72.9
Total	272	

Source: Field Survey (2019)

#### 4.2.4 Perpetrators of Domestic Violence

Respondents were asked to provide information to unravel the perpetrators behind the pending incidence of domestic violence cases. It was revealed that 97.8% of the 72 cases cited were perpetrated by the husband of the victims, 26.1% by husband's brothers of victims and only

4.3% of the cases by concubines of the victims.

**Table 4. 7: Perpetrators of Domestic Violence**

		N	Percent*
Perpetrators of Domestic Violence	Husband of Victim	72	97.8%
	Husband brother of victim	19	26.1%
	Concubine of victim	3	4.3%
Total		94	

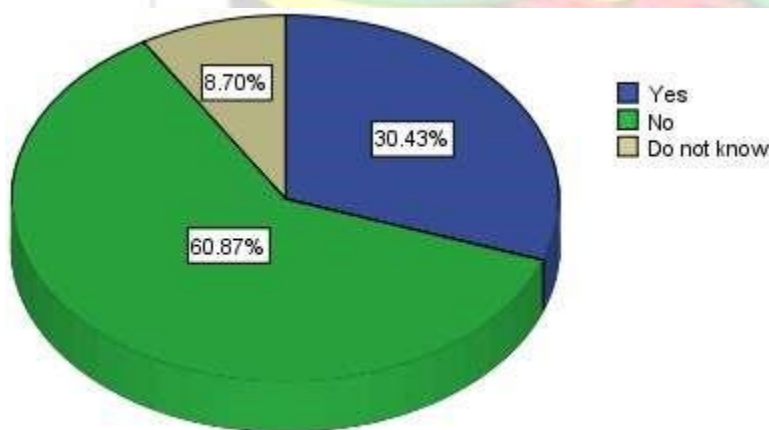
a. Dichotomy group tabulated at value 1.

Source: Field Survey (2019) \*Multiple response

#### 4.2.5 Are the Domestic Violence Cases Reported to the Traditional Authorities?

The laws of Ghana(Domestic Violence Act 2007, Act 732) recognized Domestic violence as a violation of human right and a crime that should be reported to appropriate authorities for redressed. The study therefore wanted to know whether perpetrators of these violence are reported to the traditional authorizes. It was revealed that majority of the cases (60.9%) are not reported to the traditional authorities. 30% of the respondents had no idea as whether the cases were reported or not while only 8.7% confirmed that the cases were reported.

**Figure 4.2: Are the cases reported to the Traditional Authorities?**



Source: Field Survey (2019)



#### 4.2.6 Fines on perpetrators of domestic violence

For cases of domestic violence that are reported, the study demanded to know if perpetrators are fined. All the respondents (100%) indicated those perpetrators are fined. Details are showed on table 4.8 below.

**Table 4. 8: Fines on the Perpetrators**

	Frequency	Percent
Yes	23	100.0
No	0	0.0
Total	23	100.0

Field Survey (2019)

#### 4.2.7 Do the traditional authorities impose fix fines on perpetrators?

In general, the study sought to find out from respondents if traditional authorities levy fix fines on perpetrators of domestic violence. Table 4.8 below show that 59.3% of a total 272 respondents answer affirmative as to whether traditional authorities impose fix fines. 24% of respondents said no fix charges are labeled on perpetrators while 16.8% indicated no knowledge of fix fines on perpetrators.

**Table 4. 9: Traditional authorities impose fix fines on perpetrators**

	Frequency	Percent
Yes	161	59.3
No	65	24.0
Do not know	46	16.8
Total	272	100.0

Source: Field Survey (2019)

### 4.3 TYPES OF DOMESTICE VIOLENCE

Domestic violence can take many forms, including emotional, sexual and physical abuse and threats of abuse. In the view of Morrish, Horsman and Hofer (2002) that, domestic violence is everywhere and takes many forms and that the different form of violence are interrelated and affects all aspects of the woman's life.

#### 4.3.1 Experienced any form of misunderstanding with partner in the past 12 months

The respondents were asked to indicate if whether they had any form of misunderstanding with their partner in the past 12 months. 59.1% of the total respondents said they did not experience any form of misunderstanding while 40.9% had misunderstanding with their partner within the year. The results are showed on the table 4.9 below.

**Table 4. 10: Have you experienced any form of misunderstanding with your partner in the past 12months**

	Frequency	Percent
Yes	111	40.9
No	161	59.1
Total	272	100.0

Field Survey (2019)

#### 4.3.2 The Forms of Domestic Violence Experienced in the past 12months

The study asked respondents to indicate the form of violence that they suffered in the past 12 months. A large of number of respondents (61.3%) suffered persistent insults, humiliations or criticism from their partners, describing emotional violence. This is followed by 30.6% who revealed that they were being prevented from talking to people or leaving the house without permission under threats and violence (psychological violence). 29% were prevented from getting

education or job outside the home (economic violence). Some said they were physically abuse by punching, kicking, choking and slapping (16%) while others experienced hitting with sticks, shooting or stabbing (14.5%) causing injuries to them.

**Table 4. 11: Forms of DV experienced with 12 months**

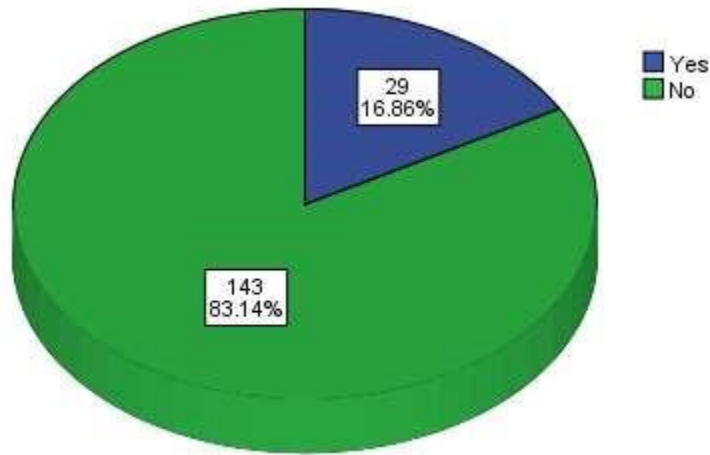
		Responses N	Percent
Domestic Violence experienced	Prevented from obtaining an education or a job outside the home	32	29.0%
	Persistent insults, humiliation or criticism from my spouse	68	61.3%
	Force such as punch or a kick, choking, slapping causing injury	18	16.1%
	Force such as hitting with a stick, shooting or stabbing causing me injury	16	14.5%
	Prevented from talking to people or leaving the house without permission under threats and violence	34	30.6%
	Other forms of abuse	22	19.4%
Total		190	
a. Dichotomy group tabulated at value 1.			

Source: Field Survey (2019)

#### **4.3.3 Do men have the right to commit any of the violence mentioned?**

The respondents were again asked if whether men reserve that right to commit violence against women. From the figure 4.3 below 83.1% answer no indicating that men do not have the right to commit any violence against women. 46 representing 16.8% of the 272 respondents however said men have that right.

**Figure 4.3: Do men have the right to commit any of the violence mentioned?**



Source: Field Survey (2019)

#### **4.3.4 Forms of Domestic Violence mentioned that are justifiable**

Some of the respondent agreed that men have the right to commit violence hence the study asked them to indicate those violence that are justifiable. Majority (93.3%) thinks that psychological violence can be justified. That is to say men have the right to prevent women from talking to people or leaving the house without permission followed by threats and violence. Only 6.7% justified emotional violence and indicated that women can be persistently insulted, humiliated or criticized by their spouses.



**Table 4. 12: Forms of DV mentioned that are justifiable**

		Responses N	Percent of Cases
Domestic Violence that are justifiable	Women being persistently insulted, humiliated or criticized by spouse	3	7.1%
	Women prevented from talking to people or leaving the house without permission followed by threats and violence	46	92.9%
Total		49	100%

a. Dichotomy group tabulated at value 1.

Source: Field Survey (2019)

#### **4.4 ATTITUDE TOWARDS THE INVOLVEMENT OF TRADITIONAL AUTHORITIES IN RESOLVING DOMESTIC VIOLENCE**

Traditional institutions have always existed in Ghanaian societies since time immemorial. There is empirical evidence that in Ghana at least 90% of ordinary Ghanaians, both rural and urban (Linder, 2007) believe and depend on traditional authority system for organizing their lives despite modern state structures. Traditional authorities have an important role in social and economic development, including tourism development, trade and the promotion of peace and order among others.

##### **4.4.1 Awareness that Abuse can be reported to Traditional Authorities for Reprimand**

The study wanted to find out if respondents are aware that abuse cases can be reported to the traditional authorities for resolution. The results from the table below show 94.8% of the respondents are aware

of the arrangement while only 5% are not aware that they can report abuse to the traditional authorities.

**Table 4. 13: Awareness of report of abuse to traditional authorities in the community for reprimand**

	Frequency	Percent
Yes	258	94.8
No	14	5.2
Total	272	100.0

Source: Field Survey (2019)

#### **4.4.2 How long has this Intervention being in place?**

Over 95% of the respondents are aware of the fact that they can report cases of abuse to traditional authorities. The study therefore required respondents to indicate when they got to know this arrangement. 68.3% of the respondents knew of the arrangement long before the enskinment of the present chief. 30.5% indicated that it was the initiative of the present chief and 1.2% cited other reasons. The results are presented on table 4.14 below.

**Table 4. 14: How long is this intervention being in place?**

	Frequency	Percent
Long before the present chief was enskinned	176	68.3
Present chief initiative	79	30.5
Others	3	1.2
Total	258	100.0

Field Survey (2019)

#### **4.4.3 Describe the Intervention of the Traditional Leadership to Prevent Abuse**

Respondents were asked to describe their perception of the intervention by traditional authorities to tackle domestic violence. Results from the table 4.13 below revealed that, 91.3% of the respondents perceive the arrangement by the traditional authorities as a good move at preventing

violence against women. Only 7% thinks it is a bad move whiles 1.7% perceive the intervention in other ways.

# KNUST



**Table 4.****15: How do you describe the intervention of traditional leadership to prevent abuse?**

	Frequency	Percent
Good move to prevent violence against women	248	91.3
Bad move to prevent violence against women	19	7.0
Others	5	1.7
Total	272	100.0

Source: Field Survey (2019)

**4.4.4 Has the Intervention make you feel safe against abuse from your partner?**

Respondents were also asked whether they feel safe against abuse from their partner in the present of arrangement to deal with perpetrators. 91.9% said they are now safe giving the arrangement while 8% said they are still not safe. Table 4.14 displays the results.

**Table 4. 16: Has the intervention make you feel safe against abuse from your partner?**

	Frequency	Percent
Yes	250	91.9
No	22	8.1
Total	272	100.0

Source: Field Survey (2019)

**4.4.5 Is the Intervention likely to Destroy Marriages?**

A question was asked of find out if the intervention by traditional authorities could destroy marriages in the community. 95 out of 272 respondents answered in affirmative that the intervention can destroy marriages. Majority of the respondents (64.9%) however indicated the intervention will not destroy marriages.



**Table 4.****17: Do you think this intervention is likely to destroy marriages?**

	Frequency	Percent
Yes	95	35.1
No	177	64.9
Total	272	100.0

Source: Field Survey (2019)

**4.4.6 Should the enforcement of the Intervention continue?**

The study want to know if respondents will like the intervention to be continue to be enforced. An overwhelming number (91.2%) of the respondents agreed that the intervention should be continue to be enforced. 8.8% however wants the interventions abrogated.

**Table 4. 18: Should such an involvement be continued to be enforced?**

	Frequency	Percent
Yes	248	91.2
No	24	8.8
Total	272	100.0

Source: Field Survey (2019)

**4.4.7 Domestic Violence cases beyond the Navio Traditional Authorities**

The study asked respondents to find out whether there are abuse cases beyond the powers of the Navio Traditional authorities to handle. Majority(81.4%) of the respondents thinks there are some cases that cannot be handled by the Navio traditional authorities and should be reported elsewhere. 18.6% of the respondents however thinks the traditional council is able to handle all the cases brought to it. The table 4.19 presents the findings.

**Table 4.**

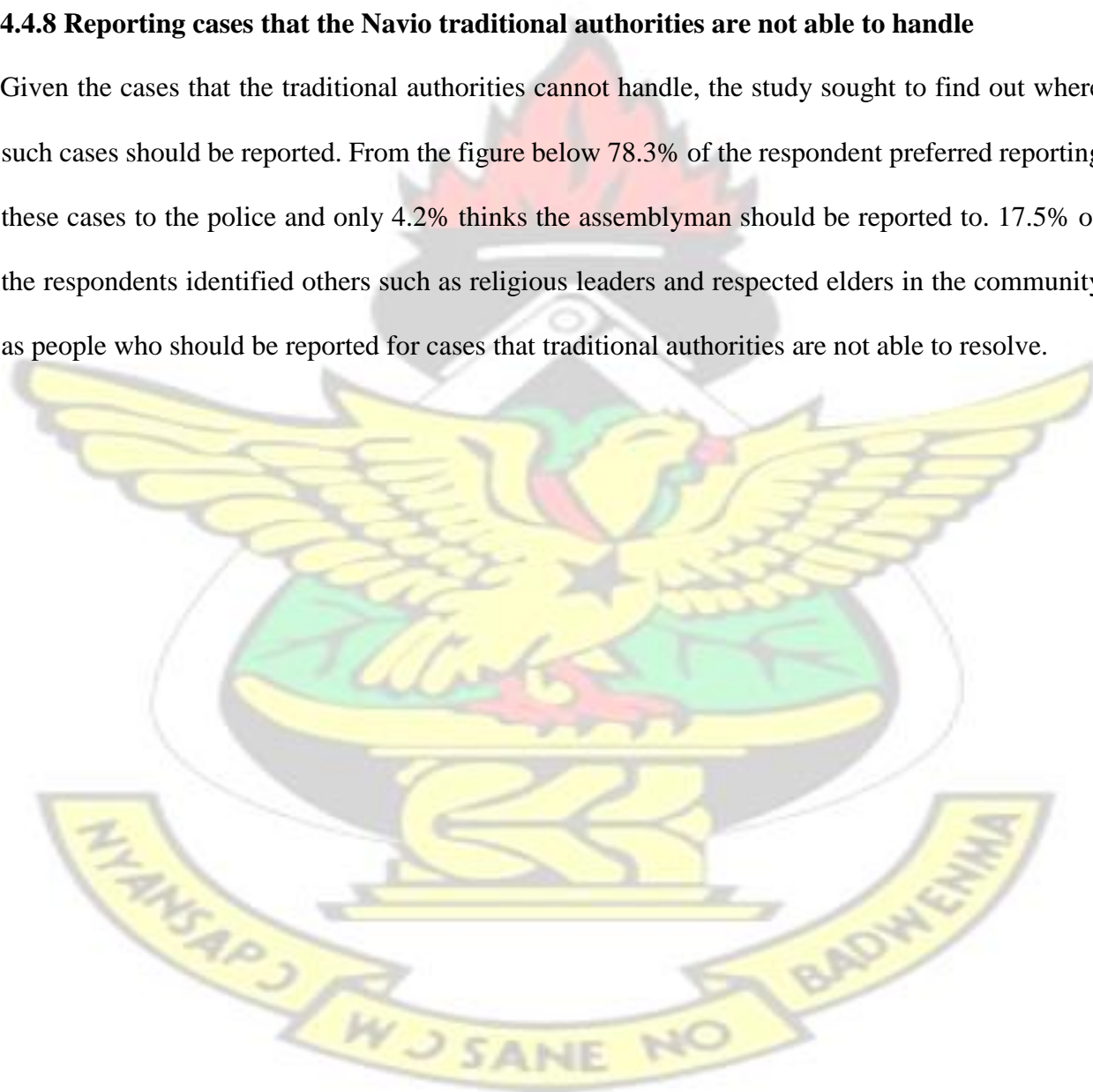
**19: Are some DV cases beyond the Navio traditional authorities to handle?**

	Frequency	Percent
No	51	18.6
Yes	221	81.4
Total	272	100.0

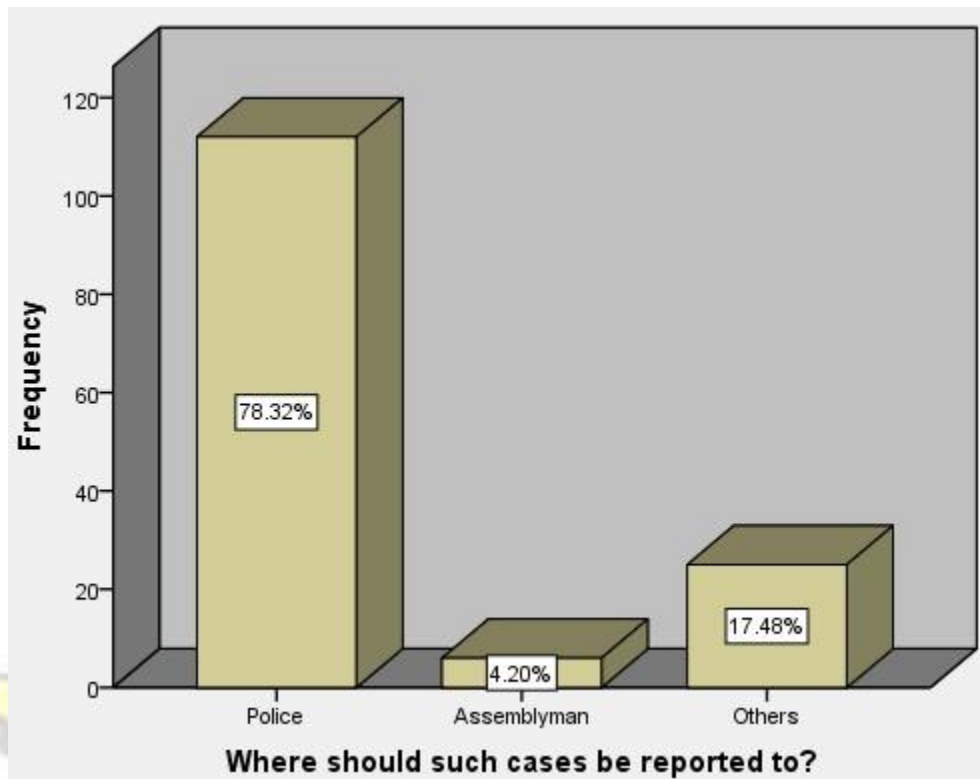
Source: Field Survey (2019)

**4.4.8 Reporting cases that the Navio traditional authorities are not able to handle**

Given the cases that the traditional authorities cannot handle, the study sought to find out where such cases should be reported. From the figure below 78.3% of the respondent preferred reporting these cases to the police and only 4.2% thinks the assemblyman should be reported to. 17.5% of the respondents identified others such as religious leaders and respected elders in the community as people who should be reported for cases that traditional authorities are not able to resolve.



**Figure 4.4: Cases that traditional authority cannot handle where to report**



Source: Field Survey (2019)

#### **4.4.9 Are you aware of such cases in the community for the past 12 months?**

The study wanted to find out whether there existed cases for the past 12 months that were reported to other authorities due to the inability of the traditional authorities to handle. 88.9% of the respondents said they had no knowledge of such cases while only 11.1% revealed that they are aware of such cases. These results are showed in table 4.20 below.

**Table 4. 20: Have you heard such cases in this community for the past 12 months?**

	Frequency	Valid Percent
Yes	25	11.1
No	196	88.9
Total	221	100.0

Source: Field Survey (2019)

#### 4.4.10: Did the Traditional Authorities play a role?

The respondents were asked to state if whether the traditional authorities had play any role in such cases. Careful examination of table 4.19 below indicated that 75% of the respondent said the traditional authorities did not play any role in those cases while 25% do not know whether the played a role or not.

**Table 4. 21: Did traditional authorities play a role?**

	Frequency	Valid Percent
Yes No	0	0.0
	19	75.0
Do not know	6	25.0
Total	25	100.0

Source: Field Survey (2019)

#### 4.4.11: Preference of where to Report Domestic Violence cases: Police or the Traditional Authorities

The study finds out from respondents whether they prefer to report domestic violence cases to police or the traditional authorities. From the table 4.20 below it can be seen that majority (93.6%) of the respondents would prefer the traditional authorities to handle their cases. Only 6.4% said they preferred reporting the police?

**Table 4. 22: Do you generally prefer to report DV cases to police or the traditional authorities?**

	Frequency	Percent
Police	17	6.4
Traditional authorities	255	93.6
Total	272	100.0

Source: Field Survey (2019)

#### 4.4.12 Family Experience of Domestic Violence in the Past 12 months

Respondents were asked if their family had any experiences of domestic violence for the past 12 months. 34.5% of the respondents revealed that they had the experience of some violence for the



past 12 months in their families. 65.5% said they did not experience any form of violence in their families for the past 12 months.

**Table 4. 23: Has your family experience any DV in the past 12months?**

	Frequency	Percent
Yes	94	34.5
No	178	65.5
Total	272	100.0

Source: Field Survey (2019)

#### **4.4.13 Report of Domestic Violence in the family to the traditional authorities**

The study asked if the violence was reported to the traditional authorities for redress. Out of the 94 respondents who reported experiences forms of violence in their families only 18.6% reported their cases to the traditional authorities. Over 81.4% did not report to the traditional authorities.

**Table 4. 24: Did you report the case to the traditional authorities?**

	Frequency	Valid Percent
Yes	17	18.6
No	77	81.4
Total	94	100.0

Source: Field Survey (2019)

#### **4.4.14 Relationship with spouse after report of Domestic Violence Case**

The study wanted to know the state of relationship with respondent's spouse after domestic violence has being reported to the traditional authorities for redress. The consequences of the reporting are displayed on table 4.23 below. 44% of the 17 respondents who reported their cases to traditional authorities had their husbands neither eating their food nor sleeping with them. 33% of the respondents reported that their husbands were not talking to them whiles 31% reported other consequences.

**Table 4. 25: Marriage Relationship after Domestic Violence case has been reported**

		Responses	Percent
		N	of Cases
Married relationship after DV case report	Husband not eating your food	8	44.4%
	Husband not sleeping with you	8	44.4%
	Husband not talking to you	6	33.3%
	Other Consequences	9	55.6%
Total		31	

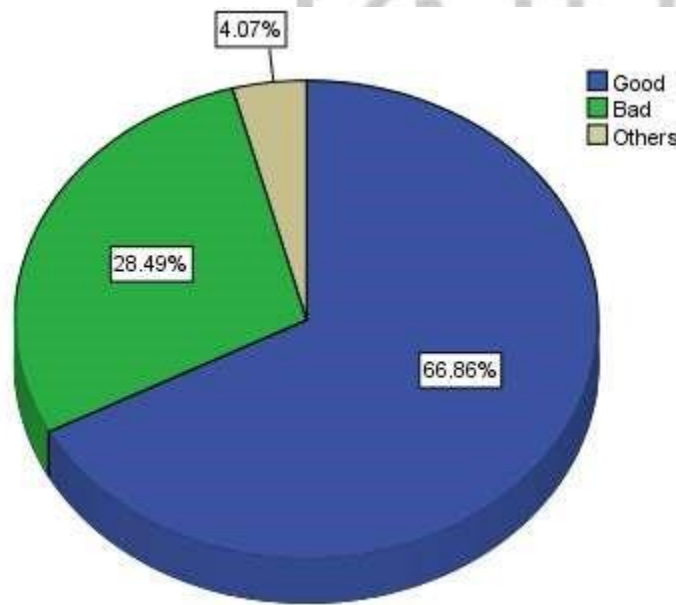
a. Dichotomy group tabulated at value 1.

Source: Field Survey (2019)

#### **4.4.15 Describe the general married relationship after violence cases are reported to Traditional Authorities.**

Respondents were asked to describe their observation of relationship between spouses that had a domestic violence case reported to the traditional authorities. Majority of the respondents observed that married relationship still remains good even report and resolution at the traditional council. 28.5% reported that the relationship normally turns bad while 4% have other observation. They indicated that the relationship could turn either ways depending on how it is being resolved.

**Figure 4.5: Nature of Marriage relationship after DV is report to Traditional Authorities**



Source: Field Survey (2019)

#### **4.4.16 Divorce or Separation after a partner report DV to Traditional Authorities in the Past 12 months**

There are a number of consequences women faced as a result of report violence perpetrated by their partners to the traditional or other authorities for redress. The study asked respondents to find out if there have been situations of divorce or separation as a result of report of a partner for domestic violence. 77.9% of the entire respondents indicated that there have not been cases of divorce or separation of marriage. 19.8% however said there are reports of such cases and 2.3% do not have an idea.

**Table 4. 26: Situation of divorce or separation after a authorities in the past 12months**

	Frequency	Percent
Yes	54	19.8
No	212	77.9
Do not know	6	2.3
Total	272	100.0

Source: Field Survey (2019)

#### **4.4.17 Will a man marry a second wife because his partner reported him to authorities for abusing her?**

The respondents were asked for their personal opinion as whether a man is likely to marry a second wife because his wife has reported to the appropriate authorities that she has been abused. 37.6% of the respondents said yes that a second wife is a possibility while 62.4% responded to the negative meaning marrying a second wife is not an opinion for men under the circumstance.

**Table 4. 27: Will a man marry a second wife due to report by his wife to the authority for abuse**

	Frequency	Percent
Yes	102	37.6
No	170	62.4
Total	272	100.0

Source: Field Survey (2019)

#### **4.4.18 Has such a situation happen in this community for the past 12months?**

Among the respondents who indicated that marrying a second wife is a possibility, the study asked if such an incidence has been encountered for the past 12 months. Out of the 102 respondents 40.6% indicated that indeed a number of men have opted to marry second wives. 59.4% of the respondents however said they have not encountered a case like that in the past 12 months.

**Table 4. 28: Is there such a situation in this community for the past 12months?**

	Frequency	Percent
--	-----------	---------



Yes	41	40.6
No	61	59.4
Total	102	100.0

Source: Field Survey (2019)

#### **4.4.19 Will you encourage people to continue to report Domestic Violence cases to the Traditional Authorities?**

Given the consequences associated with attempts to redress to domestic violence cases between partners by traditional authorities, most women might be scared from reporting the phenomenon let alone encouraging their colleagues to do same. The study want to find out if respondents will continue to report and encourage other to report domestic violence suffered to the traditional authorities for resolution. Majority (84.4%) of the respondents indicated that they will continue to encourage people to report the abuse to the traditional authorities. Only 15.7% of the respondents said they will not support such reports.

**Table 4. 29: Will you encourage continuous report of DV cases to the Traditional Authorities?**

	Frequency	Percent
Yes	229	84.3
No	43	15.7
Total	272	100.0

Source: Field Survey (2019)

## CHAPTER FIVE

### DISCUSSION

#### 5.0 Introduction

This chapter discusses findings obtained from the specific objectives. It compares the results to previous research already cited in the literature review.

#### 5.1 Prevalence of Domestic Violence

The study found out that 55.2% of the respondents had knowledge of domestic violence for the past 12 months while 44.4% indicated they were not aware of any domestic violence for the past 12 months. As the rate of occurrence of the phenomenon, 74.7% of the respondents revealed that the incidence occurs occasionally while 14.7 said it is rampant. Only 10.5% indicated it occurs rarely in the community. Majority of the respondents perceived the occurrence of domestic violence as an occasional or rare phenomenon in the Navio traditional area which is contrary to the finding by Allen, (2013) in the Tigray region of Ethiopia that the incidence as indicated by respondents in the rural region were believed to be experienced among most of the women in the area.

The study sought to find out if there are imminent cases of domestic violence and 27.1% of the respondent confirmed while 72% indicated they had no knowledge of pending cases. This result agrees with that of Diana et al (2015) whose research seeks to suggest that in the case of effective intervention programmes there is promising evidence to reduce a woman's risk of further victimization.

The study further probed for the offenders of the violence and 97.8% revealed that husband of the victims were the offenders. Only 26.1% and 4.3% of respondent indicated that perpetrators were husband's brothers and concubines respectively. This confirms the study by Naheed (2015) in

Pakistan that in addition to the husband other family members discriminate and violently abuse women on daily basis especially in rural areas.

The study however found out that majority (60.9%) of the cases that occurred in the community remained unreported to the traditional authorities; most of them giving reasons such as reporting would expose their family's issues. Only 8.7% of respondents confirmed that the cases were reported while 30% had no idea on the status of the pending cases. This finding is in line with Marianne, et al(2010) in a survey investigating violence in Switzerland showed that women affected by violence find it difficult to speak about their impasses let alone seek help citing reasons such as feelings of shame or guilt, fear or perceptions based on traditional marriage and family concept. Therefore, rarely notifying law enforcing agencies in instances of domestic violence.

All the respondents confirmed that for cases that were reported perpetrators were duly fined as deterrent. 59.3% indicated that imposing a fixed fine is a normal practice which they further explained could be in the form of money, guinea fowl or animals depending on the nature of the crime.

## **5.2 Types of Domestic Violence**

The results from the study indicate 40.9% of the respondents had experienced misunderstanding in one form or the other. 59.1% had no reports of any misunderstanding with their partner for the past 12 months. As to the nature of such violence experienced, many of the respondents (61.3%) suffered emotional violence in the form of persistent insults, humiliations and criticism from their partners. 30.6% reported of being prevented from talking to people or leaving the house which also describes psychological violence and 29% said their partner did not allow them to access education or job outside the home also describing economic violence. 30.5% suffer physical abuse such as

punches, kicks, choking and slaps. The results therefore is in line with Alhasan (2015) who revealed in his study sample in Northern Ghana that 7 out of 10 women had suffered different intimate partner violence within the past one year, culminating in the cycles of psychological violence, physical violence, and sexual violence.

The study asked if men have the right to unleashed violence on their partners and a large number of the respondents (83.1%) said no. however only 16.8% of them said they have the right. Further investigations as to those violence that are considered justifiably revealed that the prevention of women from talking to people or leaving the house without permission was largely accepted by respondents as normal (93.3%). Only 6.7% thinks that raining insults and humiliating or criticism on partner by men is acceptable. The results are therefore contrary to

Doku et al (2015) on Asantewomen's approval of domestic physical violence against wives which provided evidence in which women in different aged categories, religious, educational and economic backgrounds approving violence against women.

### **5.3 Attitude towards the Involvement of Traditional Authorities in Resolving Domestic Violence.**

The study found out that a large number of respondents (94.8%) had knowledge of the existence of traditional authorities to prosecute abuse cases reported to them. Only 5% were still ignorant. Further probes revealed that 68.3% knew of this arrangement long before the enskinment of the current chief and 30.5% got to know it under the present chief. 91.3% described the intervention as a good move at preventing violence against women. Kolawole (2016), also established that these days Nigeria more women do not support or accept the notion that a man is justified in beating or hitting his wife.



Walby and Towers (2017) found domestic violence to be an epidemic public health issue with adverse short- and long-term effects on the physical and psychological health and well-being of women and children. However, majority of the respondents (91.9%) believe the intervention makes them feel safe from abuse while 8% thinks more needs to be done. This has the potential to contribute to the general wellbeing of married women in the Navio traditional area

An investigation into the adverse effect of the intervention on marriage reveals that 64.9% of respondents said it will not destroy marriages and 35.1% thinks the intervention will affect marriages. Further probe indicated that 91.2% of the respondents agreed to the continuous enforcement of the intervention while 8.8% suggested its stoppage. This is against the backdrop of findings by Logan (2015) whose respondents shared a strong reluctance with one in four to turn to law enforcement for help and more than half of them said calling the police would make things worse.

The study discovered that 81.4% of the respondents view certain cases as above the capacity of the traditional authorities to resolve with 78.3% suggesting that they should be referred to the police. 4.2% thinks those cases should be sent to the assemblyman of the community while 17.5% suggested others like religious leaders and credible elderly men in the community. When asked as to occurrence of such case only 11.1% admitted knowledge and said the traditional authorities played no role.

On the preference of respondents as to whether the police or traditional authorities should be charge of handling domestic violence cases a large number (93.6%) chose the traditional authorities as suitable for the job. Only 6.4% preferred the police authorities. The results confirms Immigration and Refugee Board of Canada (IRBC) (2000) that found women in Ghana generally feel reluctant

to report violence against them and even when women choose to talk about their experiences, they prefer to report informally to family, friends, or members of the community.

The respondents reported 34.5% of them had some experience on domestic violence for the past 12 months while 65.5% had no incidence reported. Again only a few of the families (18.6%) reported the cases. Over 81.4% did not report the incidence to the traditional authorities. When asked of the aftermath of the reports 44.4% reported that their husband stop eating their food or sleeping with them. 33.3% said their partner cease talking to them. 55.6% also indicated others effects including restore good relations.

In general 66.8% thinks marriage relationship normally turns good after resolution of violence through the traditional authorities while 28.5% thinks otherwise. Also, majority indicated they have not heard of any case that led to a marriage divorce or separation and 62.4% stated that the marriage of a second wife is also not an option indicating they have not heard of such an incidence for the past 12 months. Comparing the outcomes of the intervention, 84.3% of the respondents indicated they encourage continuous report of domestic violence cases to the traditional authorities for resolution. The results disagree with Neil (2019) who indicated that informal controls may work to pressure battered women not to report domestic violence, since such disclosure might affect the standing of the family in the community and adversely affect business or trade.

## **CHAPTER SIX**

### **CONCLUSION AND RECOMMENDATIONS**

#### **6.1 Conclusions**

The conclusion drawn from the findings of the study are summarized below.

## **Prevalence of Domestic Violence**

- Based on the findings from the study, it can be concluded that domestic violence exist in the Navio community. Evidence however suggests that the incidence of the violence is occasional since the intervention.
- The study also concludes that domestic violence cases largely remains under reported in the community. Though reasons are covered under this study, according to Chi et al (2006) domestic violence in Ghana is belief to be a private family matter in hencedeterred many women from seeking help outside and even to send their husbands to court.
- It can also be concluded the few cases that reported to the traditional authorities, fines are impose depending on the nature of the crime. These fines could in the form of monetary payments, guinea fowls, animal's fines and other measures such as advice and warnings.

## **Types of Domestic Violence**

- There are records of recent emotional domestic violence in form of insults, humiliations and criticisms meted on women by their husbands. While violence in the form of exchange of words is common, physical abuse such as kicks, punches, choking are rarely recorded.
- There are few instances of some domestic violence cases that are seen as justifiable however there is a general belief that men do not have the right to inflict violence against women.

## **Attitude towards the Involvement of Traditional Authorities in resolving domestic violence**

- The study concludes that majority of women are aware of the existence of the interventions the Navio traditional authorities have in place to prosecute domestic violence cases brought to its knowledge. The interventions are view as safe netting against domestic violence.

- The study concludes that the intervention do not have the tendency to destroy marriages giving that all parties play their required role in resolving the violence and its continuous enforcement is highly supported.
- There are some cases that are beyond the capacity and powers of Navio traditional authority to handle and should be refer to the police or other people like religious leaders and community elders.
- Victims of domestic violence prefer traditional authorities over police in the resolution of violence cases
- The outcome of marriage resolution by traditional authorities is good hence women are encouraged the use of the process to redress misunderstanding in marriages.

## **6.2 Recommendations**

There are a number of policy recommendations that could be drawn from the results of the study.

Based on findings from the first objective of this study, the study made the following recommendations;

- Findings from the study show that women prefer the traditional authority over the police in addressing domestic violence issues. The study therefore suggests that government to partner with the traditional authorities to help effectively deal with reported cases. If possible a key representation at the DOVVSU should be made for chief and other traditional leaders in the communities so that weaknesses in both systems can be adequately addressed.



- It is also recommended that chiefs and other traditional leaders be trained on how to effectively carry out conflict resolutions in domestic violence cases. Educations on the legal issues of domestic violence, investigations and evidence collection will help boost their efforts to resolve reported cases.

With reference to findings from the second objective, the following recommendations are made.

- There should be intensive education to discourage all forms of violence against women. Men who are key perpetrator of domestic violence against women should be the main target of the education. Emphasis must be placed on harmful social norms such as stigmatizing victims of DV, advocacy for women's rights and all violence that may have been accepted as societal and cultural norms.
- Literature (Doku et al, 2015) have shown that women in different economic and educational backgrounds are likely to condone several forms of domestic violence. This finding therefore suggests that sensitization programmes should target women to enable a change in attitudes and norms that reinforce domestic violence. The findings also call for more targeting in rural communities to raise awareness aimed at eliminating the acceptance of abusive behaviour in inter-personal relations and within the domestic setting. This is particularly important at stopping the vicious cycle of domestic violence that adversely affects people.

Recommendations based on the last objective of the study include:

- There is no doubt that most people are rather comfortable dealing with traditional authorities in addressing family violence. There should be intensive education on the traditional authorities as alternative resolution of domestic violence cases. Government

should take steps to modernize the traditional methods of resolving domestic violence to make them conform to current trends.

- The traditional authorities should take the lead on advocacy and awareness-raising campaigns (perhaps through the use of the media) effect of domestic violence on children, household income and community development. Chiefs should work with their elders to remove all cultural practices that promote domestic violence. This will have a strong role to play in working to change these widely accepted norms and behaviours that justify the violence associated with them.

## REFERENCES

- Abhik, S., Sarmila, M., Debasish, S., Samir, D., Dipak, P. and Anindya, M. (2012). Domestic Violence among Ever Married Women of Reproductive Age Group in A Slum Area of Kolkata, *Indian Journal of Public Health*, 56 (1)
- Ahmadi, T. (2016). Domestic Violence in Ghana: Socially Accepted and Judicially Trivialized
- [Alangea, D., Addo-Lartey, A., Sikweyiya, Y., Chirwa, E., Coker-Appiah, D., Jewkes, R. and Adanu, R.](#) (2018). Prevalence and Risk Factors of Intimate Partner Violence among Women in Four Districts of the Central Region of Ghana: Baseline Findings from a Cluster Randomised Controlled Trial, *PLoS ONE*, 13(7)

Alhassan, P. I., (2015). Health Implications of Partner Violence against Women in Ghana, *Violence and Victims*, 30(2)

[Allen](#), A., Muireann, N. R., (2013). Domestic Violence in a Developing Context: The Perspectives of Women in Northern Ethiopia.

Ashok, M., [Patne](#), S. K., Ranjana, T., Dhiraj, K. S., Neera, j G. and Manoj, B., (2014). Different Types of Domestic Violence in Gwalior City and the Various Risk and Protective Factors for Domestic Violence, [Indian J Community Med.](#), 39(1), pp. 21–25.

[Balogun, M. O.](#), Eme, T. O. and Olufunmilayo, I. F. (2012). Intimate Partner Violence in South Western Nigeria: Are There Rural-Urban Differences?

Bureau of Democracy, Human Rights and Labour Country Reports on Human Rights Practice in Togo, (2014). Retrieved from: <https://www.state.gov/documents/organization/236628.pdf>

Centers for Disease Control and Prevention (2017). Intimate Partner Violence: Consequences

Cochran, W. G. (1963). Sampling Technique

Collins, N. and [Tenkorang](#), E. Y., (2015). Domestic and Marital Violence among Three Ethnic Groups in Nigeria

[Cools, S.](#) and [Kotsadam, A.](#), (2017). [Resources and Intimate Partner Violence in Sub-Saharan Africa](#) : World Development

Corinne, P. A., Wallis, A., Karisa, H., Kirsten B, Penny, D. and Saftlas A (2011). Rural Disparity in Domestic Violence Prevalence and Access to Resources.

Danziger, N. (2008). Beaten in Silence

Dery, I. and Diedong, A. L. (2014). Domestic Violence against Women in Ghana, *International Journal of Humanities and Social Science* 4 (12) .

Diana J. A., Matthew M., Floriza, G., Sveinung, K., Manuel, C. and Charlotte W. Prevention of

Violence against Women and Girls: What Does the Evidence Say? *The Lancet Series* [385\(9977\)](#), pp.18–24

Devries, K. M., Mak, J. Y. T., García-Moreno, C., Petzold, M., Child, J. C., Falder, G., Lim, S., Bacchus, L. J., Engell, R. E., Rosenfeld, L., Pallitto, C., Abraham, N. T., Watts, C. H. (2013). The Global Prevalence of Intimate Partner Violence against Women, *VO Science* 340(6140), pp. 1527-1582

Doku, D. T. and Oppong, K. (2015). Asante Women's Approval of Domestic Physical Violence against Wives: Analysis of the Ghana Demographic and Health Survey

Dugan, L., Daniel, S., Nagin, D. S. and Rosenfeld, R. (2003). The Effects of Domestic Violence and Resources on Intimate-Partner Homicide

Enrique, G. and Tomás J. M. (2014). Correlates of Victim-Blaming Attitudes Regarding Partner Violence against Women among the Spanish General Population.

Flood, M. and Pease, B. T. (2009). Factors Influencing Attitudes to Violence against Women. *Violence Abuse*, 10(2) pp.125-42

Flury, M., Nyberg, E. and Riecher-Rössler, A. (2010). Domestic Violence against Women: Definitions, Epidemiology, Risk Factors and Consequences

García-Moreno, Claudia, Stöckl, Heidi (2013). Protection of Sexual and Reproductive Health Rights: Addressing Violence against Women

Gender Centre, Ghana (2011). Violence against Women

Heath, R. (2014). Women's Access to Labor Market Opportunities, Control of Household Resources, and Domestic Violence: Evidence from Bangladesh, *World Development*, (57), pp. 32-46

Heise, L. L. K. (2015). Cross-National and Multilevel Correlates of Partner Violence: An Analysis of Data from Population-Based Surveys. *A Lancet Glob Health*, 3(6), Pp. 332-40.



- Immigration and Refugee Board of Canada, (2000).Ghana: Treatment of Women Including Domestic Violence, Forced/Arranged Marriages, Divorce Procedures.
- Institute of Development Studies (IDS), Ghana Statistical Services (GSS) and Associates (2016). Domestic Violence in Ghana: Incidence, Attitudes, Determinants and Consequences
- Llberg, M. E. C. and Heise L (2005). Researching Violence Against Women. *A Practical Guide for Researchers and Activists*.
- Llberg, M. E. C., Peña, R., Herrera, A., Liljestrand, J., And Winkvis,T A. (2011). Wife Abuse among Women of Childbearing Age in Nicaragua.
- [Kapiga, S.](#), [Harvey, S.](#), [Muhammad, A.](#), [Stöckl, H.](#), [Mshana, G.](#), [Hashim, R.](#), [Hansen, C.](#), [Lees,S.](#)and[Watts, C.](#) (2017).Prevalence of Intimate Partner Violence and Abuse and Associated Factors among Women Enrolled into a Cluster Randomised Trial in NorthWestern Tanzania,*BMC Public Health*, 17(1)
- Kogut, T. (2011). Someone to Blame: When Identifying a Victim Decreases Helping. *J ExpSocPsychol*(47), pp. 748–55.
- Kolawole, A. O. (2016). Explaining Trends and Patterns in Attitudes towards Wife-Beating among Women in Nigeria: Analysis Of 2003, 2008, and 2013 Demographic and Health Survey Data,*Genus Journal of Population Sciences* 2016**72** (11)
- Laisser, M. R.Lennarth, N., Lugina, I. H. and Emmelin, M. (2011).Community Perceptions of Intimate Partner Violence - A Qualitative Study from Urban Tanzania.
- LinosN.,[Natalie S.](#), [Subramanian,S. V.](#), Lisa, B. and Ichiro, K. (2013). Influence of Community Social Norms on Spousal Violence: A Population-Based Multilevel Study of Nigerian Women.
- Logan, T. K. (2015). Law Enforcement Responses to Partner Abuse with Survivors who Used the Hotline's Chat Services: The National Domestic Violence Hotline (The Hotline).

- Madhumita, D., Sancheeta, G., Ravi, V., O'Connor, B., Sara, F., Virata, M. C. (2014). Gender Attitudes and Violence among Urban Adolescent Boys in India, *International Journal of Adolescence and Youth* 19(1)
- Medie, A. P. (2013). Fighting Gender-Based Violence: The Women's Movement and the Enforcement of Rape Law in Liberia, *African Affairs*, 112 (448), pp. 377–397
- Lynn, M. S. (2018) Attitudes towards Domestic Violence in 49 Low and Middle-Income Countries: A Gendered Analysis of Prevalence and Country-Level Correlates
- Ministry of the Family and National Solidarity (2015). Violence against Women in Benin. Retrieved from, <https://www.refworld.org/docid/56d7f6b44.html>
- Naheed, A. (2010). Women Violence in Pakistan: Evidence from Rural and Urban Areas, *European Journal of Social Sciences*, 16(2)
- Nancy C., Lisa, V. K. and Sueshin (2010). Domestic Violence in Ghana, The Open Secret
- Nazarius, M. T., Kyomuhendo, G. B. Greenfield, T. K. and Wanyenze, R. K. (2012). Problem Drinking and Physical Intimate Partner Violence against Women: Evidence from a National Survey in Uganda: *BMC Public Health*
- Neil, W. (2019). An Ethnographic Assessment of the Policing of Domestic Violence in Rural Eastern Kentucky, *social justice* 22 (1)
- [Oduro](#), A. D., Carmen, D. D. and Zachary, B. C. (2015). Women's Wealth and Intimate Partner Violence: Insights from Ecuador and Ghana
- Owusu, A. E. S. and Agbemafla, I. (2016). Determinants of Domestic Violence against Women in Ghana.
- Pool, M. S., Otupiri, E., Owusu-Dabo, E., Ank de Jonge and Agyemang, C. (2014). Physical Violence during Pregnancy and Pregnancy Outcomes in Ghana
- Sedziafa, A. P., [Tenkorang](#), E. Y. and [Owusu](#), A. Y. (2017). Women's Experiences of Intimate Partner Economic Abuse in the Eastern Region of Ghana

Simukai, S., Naeemah, A., Marleen, T., Musekiwa, A. and Zarowsky, C. (2011). Systematic Review of African Studies on Intimate Partner Violence against Pregnant Women: Prevalence and Risk Factors

Taillieu, T. L. and Brown-Ridge, D. A. (2010). Violence against Pregnant Women: Prevalence Patterns, Risk Factors, Theories, and Directions for future research, *Aggression and Violent Behavior* (15) pp14–35.

BMC Public Health 2012

[Tenkorang, E. \(2019\). Explaining the Links between Child Marriage and Intimate Partner Violence: Evidence From Ghana.](#) *Child Abuse and Neglect*

Tenkorang, E. Y., Owusu, A. Y., Yeboah, E. H. and Bannerman, R. (2013). Factors Influencing Domestic and Marital Violence against Women in Ghana. *Journal of Family Violence*, 28(8), pp.771–781

UNICEF (2015). Demographic and Health Surveys. Retrieve from: <http://www.data.unicef.org/>.

Varkevisser, C. M., Pathmanathan, I., Brownlee, A. (2003). Designing and Conducting Health System Research Projects.

Walby, S. and Towers, J. (2017). Measuring Violence to End Violence: Mainstreaming Gender. *Journal of Gender-Based Violence*, 11(1), pp.11–31.

Waltermauer, E. T. (2012). Public Justification of Intimate Partner Violence: A Review of the Literature, *Violence Abuse* 13(3), pp.167-75.

WHO (2017). Violence against Women.

WHO (2013). The Global Prevalence of Intimate Partner Violence against Women WHO

(2012). Understanding and Addressing Violence against Women

## APPENDICES

### QUESTIONNAIRE

**ADDRESSING DOMESTIC VIOLENCE AGAINST WOMEN: A CASE STUDY OF NAVIO TRADITIONAL COUNCIL IN KASENA-NANKANA WEST DISTRICT OF THE UPPER EAST REGION**

My name is Thomas Amibase, a student of KNUST, School of Public Health pursuing, MPH. Health Education and Promotion. I am conducting a research on the topic: Addressing domestic violence against women: a case study of Navio Traditional Council in Kasena-Nankana West District. This research is purely academic. However, it may be used to help address domestic violence problems in the study district and beyond. Involvement in this study is voluntary, so you may decline to respond to the entire document or parts of it if you are not comfortable. Any views expressed here shall remain strictly confidential.

**IDENTIFICATION**

Study ID						
----------	--	--	--	--	--	--

1. Date DD MM YY:.....

Tick in the box where appropriate [ ☐ ]

**Demographic Characteristics**

1. Age of respondent .....
2. Religion of respondent
  - Christian [ ☐ ]
  - Muslim [ ☐ ]
  - Traditionalist [ ☐ ]
  - Others specify .....
3. Educational level
  - Primary [ ☐ ]
  - Secondary [ ☐ ]
  - Tertiary [ ☐ ]
  - No education [ ☐ ]
  - Others specify .....
4. What work do you do



Formal work ☐

Trading ☐

Farming ☐

Housewife ☐

Others, specify .....

5. How many children do you have? .....

### **Prevalence of Domestic Violence**

6. Have you heard about domestic violence case(s) in this community in the past twelve months?

Yes ☐ No

☐

7. If yes to question (6) above, how often does domestic violence occur in this community?

It is rare ☐

It is rampant ☐

Occasionally ☐

Others specify .....

8. If no to question (6) above, what could possibly be the reason?

.....  
.....  
.....  
.....

9. Do you know about any domestic violence cases that are pending in your neighborhood?

Yes ☐

No ☐

10. If yes to question (9) above, who is/are the perpetrator(s) of this violence? Tick as many as possible

☐ Husband of victim

☐ Husband brother of victim

- ☐ Boy friend of victim
- ☐ Concubine of victim
- ☐ Others specify .....

11. If yes to question (9) above, are the cases reported to the traditional authorities?

Yes ☐

No ☐

Do not know ☐

12. If yes to question (11) above, are the perpetrators been fined? Yes ☐

No ☐

Do not know ☐

13. Generally, do the traditional authorities impose fixed fine(s) on perpetrators? Yes ☐

No ☐

Do not know ☐

14. If yes to question (13) above, specify the fine(s)

.....  
 .....

15. If no to question (13) above, briefly explain how perpetrators of domestic violence are being fined.....

.....  
 .....  
 .....

### **Types of Domestic Violence**

16. Have you experienced any form of misunderstanding with your partner in the past 12 months?

Yes ☐

No ☐

17. If yes to (16) above, identify any of the following violence you have experienced. Tick as many as possible

☐ I have been prevented from obtaining an education or a job outside the home

☐ I experience persistent insults, humiliation, or criticism from my spouse

☐ My partner uses force e.g. a punch or a kick, choking, slapping, etc. on me causing injury

☐ My partner uses forces such as hitting me with a stick, shooting or stabbing on me, causing injury.

☐ I am prevented from talking to people or leaving the house unless permission is given by my partner, accompanied with threats and violence

☐ Others specify

.....  
.....  
...

18. Generally, do you think men have the right to commit any of those violence mentioned in question (17) above against women?

Yes ☐

No ☐

19. If yes to question (18) above, specify the ones that are justifiable.

☐ Woman being prevented from obtaining an education or a job outside the home

☐ Woman being persistently insulted, humiliated, or criticized by spouse

☐ Husband uses force on wife e.g. a punch or a kick, choking, slapping, etc causing injury

☐ Partner uses forces such as hitting wife a stick, shooting or stabbing on me, causing injury.

☐ Woman being prevented from talking to people or leaving the house unless permission is given by my partner, accompanied with threats and violence.

20. Give reasons for answers to question (19) above.

.....  
.....  
.....  
.....  
.....

### **Attitude towards the Involvement of Traditional Authorities in Resolving Domestic Violence**

21. Are you aware that if your partner abuses you, you can report him to the traditional leadership of this community and he will be reprimanded?

Yes ☐

No ☐

22. If yes to question (21) above, how long has this intervention been put in place?  
[ ] long before the present chief was enskinned [ ] present chief initiative  
Others specify .....
23. In your opinion, how do you describe the involvement of the traditional leadership in the prevention of partner abuse?  
[ ] Good move to prevent violence against women  
[ ] Bad move to prevent violence against women  
[ ] Others specify .....
24. Do you feel safe against abuse from your partner due to this intervention?  
Yes [ ]  
No [ ]
25. Do you think this intervention is likely to destroy marriages? Yes [ ] No [ ]
26. If yes to question (25) above, what ways could this intervention destroy marriages?  
.....  
.....  
.....
27. Do you think such an involvement should continue to be enforced?  
Yes [ ]  
No [ ]
28. Do you think there are some cases of domestic violence beyond Navio traditional authorities to handle?  
Yes [ ]  
No [ ]
29. If yes to question (28) above, where should such cases be reported to? [ ] Police  
[ ] Assemble man  
Others specify.....
30. Have you heard about cases like that as mentioned in question (28) above in this community in the past 12 months?  
Yes [ ]  
No [ ]
31. If yes to question (30) above, did the traditional authorities play any roll? Yes [ ]  
No [ ]



Do not know [ ]

32. If yes to question (31) above, specify the role.....

.....

33. Generally, will you prefer to report domestic violence cases to police or the traditional authorities

[ ] Police

[ ] Traditional authorities

34. Give reasons for your choice in question (33) above.

.....

35. Have you experienced domestic violence in your family in the past twelve months?

Yes [ ] No

[ ]

36. If yes to question (35) did you report the case to the traditional authorities?

Yes [ ]

No [ ]

37. If yes to questions (36) above, how would you describe your relationship with your spouse afterwards? Tick as many as possible

Husband not eating your food [ ]

Husband not sleeping with you [ ]

Husband not contributing to up-keep of children [ ]

Husband not talking to you [ ]

Others, specify .....

38. If no to question (37) above, give reasons why you did not report the case.

.....

39. Generally, people who report domestic violence cases to the traditional authorities, how would you describe their married relations afterwards as you observed?

Good [ ] Bad

[ ]

Others specify .....

40. Has there been a situation in this community whereby someone reported the partner to the traditional authorities and it led to a divorce or separation in the past 12 months? Yes ☐ No ☐ Do not know ☐
41. Do you think a man will marry a second wife because the wife has reported him to the appropriate authority for abusing her? Yes ☐ No ☐
42. If yes to question (40) above, have you heard about such a situation in this community in the past 12 months? Yes ☐ No ☐
43. Will you encourage people to continue reporting domestic violence cases to the traditional authorities? Yes ☐ No ☐
44. Give reason for your choice to question (43) above.

.....

.....

**Thank you for your participation**

